

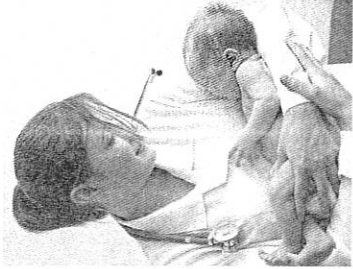


PRIMARY CARE
HEALTH PROFESSIONAL UNDERSERVED AREAS REPORT
Kansas 2014



Kansas Department of Health and Environment
Bureau of Community Health Systems
Kansas Primary Care Office

SAM BROWNBACK, GOVERNOR, STATE OF KANSAS

ROBERT MOSER, MD, SECRETARY, KANSAS DEPARTMENT OF HEALTH AND ENVIRONMENT

Bureau of Community Health Systems
Kansas Primary Care Office
Curtis State Office Building
1000 SW Jackson, Suite 340
Topeka, KS 66612-1365

785-296-1200 (voice)
785-296-1231 (fax)




Website: <http://www.kdheks.gov/olrh>

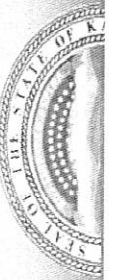
Funding for this report was provided by the Health Resources and Services Administration (HRSA), Primary Care Office Cooperative Agreement (Catalog of Federal Domestic Assistance (CFDA) No. 93.130).

TABLE OF CONTENTS

INTRODUCTION	5
Kansas Population Density Peer Groups	8
<i>Population Density Peer Groups Map</i>	9
PART ONE: HEALTH CARE WORKFORCE SHORTAGE AREAS	
Federal Primary Care HPSAs (Health Professional Shortage Areas)	12
<i>Primary Care HPSAs Map</i>	13
Federal Dental HPSAs (Health Professional Shortage Areas)	14
<i>Dental HPSAs Map</i>	15
Federal Mental Health HPSAs (Health Professional Shortage Areas)	16
<i>Mental Health HPSAs Map</i>	17
Federal Medically Underserved Areas and Medically Underserved Populations	18
Proposed Rule: Designation of Medically Underserved Populations/Areas and Health Professional Shortage Areas	20
Governor-Designated Medically Underserved Areas	21
<i>Kansas Physician Shortage/Medically Underserved Areas (Governor Designated) Map</i>	23
Rural Health Clinic Locations	24
<i>Rural Health Clinic Locations Map</i>	25
Tables of Shortage Designations (Primary Care, Dental, Mental Health) by County	26
<i>Community Mental Health Centers Catchment Areas Map</i>	31
PART TWO: WORKFORCE RECRUITMENT AND RETENTION PROGRAMS	
Benefits of Receiving Shortage Area Designation	34
State Loan Repayment Program of Kansas	35
<i>State Loan Repayment Program of Kansas Locations Map</i>	37
J-1 Visa Waiver Program	38
<i>J-1 Visa Waiver Program Locations Map</i>	39
National Health Service Corps	40
<i>National Health Service Corps, Current Service Locations Map</i>	41
Health Professional Shortage Areas: Recruitment Resources	42
Kansas Bridging Plan	43
Kansas Recruitment Center	43
APPENDIX: SUMMARY TABLES	
Summary Tables of Shortage Designations by County	46
Summary Table of Governor-Designated Shortage Designations by County	47
Physician (Primary Care) FTE by County	48
Dentist (General and Pediatric) FTE by County	49



(This page intentionally left blank)



INTRODUCTION

The KDHE Bureau of Community Health Systems, formerly the Bureau of Local and Rural Health, was established in 1989 to assist communities in ensuring access to primary and preventive health care services for all Kansans. Among the earliest priorities was the identification of areas of the state that had health professional shortages or populations that were medically underserved.

Poor access to health care services was initially understood as a shortage of primary care physicians in rural areas of the state. Emphasis was placed first on improvements in physician recruitment and retention, using scholarships and loans in exchange for service obligations in rural shortage areas. While the emphasis has broadened, Kansas is still a state with vast rural and frontier areas, as can be seen on pages 8 and 9.

Federal health workforce policy and investments also supported training programs for additional primary care professionals, such as nurse practitioners (APRNs) and physician assistants (PAs).

Although efforts were successful in increasing the total number of primary care providers available, the longstanding factors that contribute to provider shortages, plus the new pressures of a changing health care marketplace, perpetuate uneven distribution of these essential health professionals across the state.

Ongoing and consistent access to basic health care services continues to be a problem for too many Kansans. In sparsely populated counties, the common problem is too few providers and overworked clinical practices. As a result, being "underserved" (too few providers for area residents) continues to be seen as a predominantly rural problem. A map of the state's counties grouped and shaded to indicate the population density may be found on page nine.

The inability to obtain needed care and preventive services also affects uninsured and lower-income Kansans in even the largest cities. In fact, individuals and families with economic barriers to health care are found in virtually all communities.

In the past 40 years, an array of governmental programs have been designed to address these health care provider supply problems, including state and federal scholarships, loan repayment or forgiveness programs, federal agency sponsorship of international medical graduates, payment enhancements for Rural Health Clinics (RHC) and Medicare bonus payments to make practices financially viable in rural communities. Consistent in all of these programs is the eligibility requirement that a service area (usually a county or city) meet criteria to be designated a Health Professional Shortage Area (HPSA) or a Medically Underserved Area (MUA).

As in previous years, this annual report will provide data on the status of the state in regard to various types of health care provider shortage designations. Specifically, it will:

1. Define the various federal and state underserved designations.
2. Explain the qualifying criteria for each.
3. Summarize the benefits to counties or individuals available with each designation.
4. Identify counties qualified for each designation as of January 2014.
5. Provide contact information for each program.



HEALTH PROFESSIONAL SHORTAGE AREAS (HPSA)

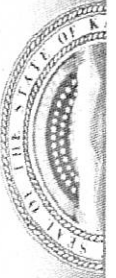
Designation Type	Primary Care	Dental	Mental Health
Population HPSAs	72	61	0
Geographic HPSAs	19	25	100
Facility HPSAs	1	1	1
TOTAL HPSAs	92	87	101

While some areas of the state show improvement in the availability of physician and other primary medical care services, concerns are now focused on the dental professional shortage and access to mental health services. For example, the current dental workforce is not evenly distributed for the state's geographic distribution of population, dental access problems are even greater than medical care access for uninsured Kansans, and communities must recruit replacements for the many dentists nearing retirement age.

While much time is spent on the federal designation of underserved areas, the goal is the complete elimination of shortage areas through adequate access to services and optimal opportunity to enjoy healthy lives for all Kansans.

Current federal regulations for certification of Rural Health Clinics (RHCs) require that new and existing RHCs must be located in a rural area with a designation granted or updated within the previous four-year period. However, the Centers for Medicare and Medicaid Services (CMS) has not had a mechanism for de-certification in place. As such, in Kansas and across the country, there are RHCs operating in areas that are no longer rural or designated as underserved.

KDHE Bureau of Community Health Systems undertakes an annual project to examine each county at risk for loss of RHC eligibility. As of January 2014, Kansas has current qualifying designations so that 92 whole counties and two partial counties remain eligible to start new RHCs. Eleven counties, including those in urban areas, are ineligible. Fifteen rural counties have shortage area designations that qualify for the RHC program, but have no federally certified RHCs in operation.



In 2002, the Legislature transferred responsibility for preparing the annual Kansas Medically Underserved Areas Report from the University of Kansas School of Medicine to the Kansas Department of Health and Environment. KDHE continues to use a special state-adapted designation method that was originally developed by the medical school for use in a medical scholarship program that was phased out in the mid-1990s. It was discarded in favor of the University of Kansas Medical Student Loan Program, a loan forgiveness program where each year of support obligates the physician to serve in a qualifying area. Program information may be viewed at <http://www.kumc.edu/student-services/student-financial-aid/loan-programs/kansas-medical-student-loan.html>.

The state designated underserved areas are now used only for the Governor's designation of Medically Underserved Areas for the purpose of Rural Health Clinic eligibility. In consideration of rural medical practice conditions, the count of full-time equivalent (FTE) primary care physicians is adjusted by subtracting 1.0 FTE from a county's total primary care physician FTEs. If a county's population exceeds 2,695 persons per adjusted count of primary care physician (or 37.1 physicians per 100,000 population), it is considered underserved. Any time a HPSA or state MUA designation is needed for Rural Health Clinic eligibility and a county believes its status has changed, it may ask the KDHE Bureau of Community Health Systems for a reevaluation.

The Bureau of Community Health Systems performs many other functions related to overcoming barriers to basic medical care in the state and maximizing available governmental resources. To learn more about our services, please contact the Primary Care Office Director at (785) 296-1200.

PLEASE NOTE: The designation status reports and maps in this printed report are simply "snapshots," static points in time, for the individual counties. Please refer to the Bureau of Community Health Systems' website for current information, as new designations are announced monthly. http://www.kdheks.gov/olrh/SD_hpsa_maps.htm



KANSAS POPULATION DENSITY PEER GROUPS, 2010 CENSUS

Urban County Peer Group (n=6)	Population/ Square Mile
Douglas	247.0
Johnson	1174.4
Leavenworth	167.8
Sedgwick	504.2
Shawnee	325.5
Wyandotte	1051.1

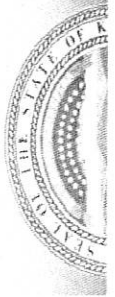
Semi-Urban County Peer Group (n=10)	Population/ Square Mile
Butler	46.1
Crawford	66.4
Franklin	45.1
Geary	98.8
Harvey	64.6
Miami	56.5
Montgomery	53.4
Reno	51.4
Riley	123.9
Saline	77.8

Densely-Settled Rural County Peer Group (n=21)	Population/ Square Mile
Allen	26.5
Atchison	38.9
Barton	30.8
Bourbon	23.4
Cherokee	36.2
Cowley	32.2
Dickinson	23.3
Doniphan	20.1
Ellis	32.3
Finney	28.6
Ford	31.6
Jackson	20.5
Jefferson	35.3
Labelle	32.8
Lyon	39.7
McPherson	32.6
Neosho	28.7
Osage	22.9
Pottawatomie	26.4
Seward	36.8
Summer	20.0

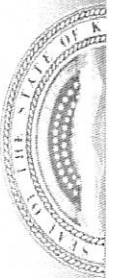
Rural County Peer Group (n=32)	Population/ Square Mile
Anderson	13.6
Brown	17.3
Clay	13.3
Cloud	13.1
Coffey	13.5
Ellsworth	9.1
Grant	13.8
Gray	6.9
Harper	7.4
Haskell	7.4
Kingman	9.1
Linn	15.8
Marion	13.1
Marshall	11.1
Mitchell	9.1
Morris	8.4
Nemaha	14.1
Norton	6.4
Ottawa	8.4
Pawnee	9.2
Phillips	6.2
Pratt	13.2
Republic	6.8
Rice	13.7
Russell	7.9
Scott	6.9
Stevens	7.9
Thomas	7.4
Wabaunsee	8.8
Washington	6.4
Wilson	15.9
Woodson	6.5

Frontier County Peer Group (n=36)	Population/ Square Mile
Barber	4.3
Chase	3.6
Chautauqua	5.6
Cheyenne	2.6
Clark	2.2
Comanche	2.4
Decatur	3.2
Edwards	4.8
Elk	4.2
Gove	2.5
Graham	2.9
Greeley	1.7
Greenwood	5.7
Hamilton	2.6
Hodgeman	2.3
Jewell	3.4
Kearny	4.6
Kiowa	3.5
Lane	2.4
Lincoln	4.4
Logan	2.6
Meade	4.5
Morton	4.3
Ness	2.9
Osborne	4.3
Rawlins	2.4
Rooks	5.9
Rush	4.5
Sheridan	2.8
Sherman	5.8
Smith	4.2
Stafford	5.6
Stanton	3.2
Trego	3.4
Wallace	1.8
Wichita	3.1

Population Density Census Estimates				
Population Density Peer Group	Count	Peer Group Definitions (Per sq. mi.)	Population Estimate (2011)	Percent of Population (2011)
Urban	6	150 or more persons	1,580,619	55.18%
Semi-Urban	10	40.0-149.9 persons	462,211	16.19%
Densely-Settled Rural	21	20.0-39.9 persons	477,364	16.55%
Rural	32	6.0-19.9 persons	237,591	8.19%
Frontier	36	Less than 6.0 persons	113,453	3.89%
All Kansas Counties	105	State Average: 34.9 persons	2,885,905	100.00%




(This page intentionally left blank)





PART ONE: HEALTH CARE WORKFORCE SHORTAGE AREAS



FEDERAL PRIMARY CARE HPSAS (HEALTH PROFESSIONAL SHORTAGE AREAS)

The Public Health Service Act, as amended, instructs the Secretary of the U.S. Department of Health and Human Services (DHHS) to use data from national, state, and local sources and regulations based upon established criteria, to annually prepare listings (by state and health service area) of currently designated health professional(s) shortage areas. A health professional shortage area (HPSA) means any of the following, which the Secretary determines, has a shortage of health professional(s): (1) An urban or rural area that is a rational service area; (2) a population group; or (3) a public or nonprofit private medical facility.

The federal Primary Care HPSA designation identifies medically underserved areas eligible for several federal programs. These include scholarship and loan repayment programs through the National Health Service Corps (NHSC), Rural Health Clinic reimbursement, Medicare incentive payments for physicians, higher "customary charges" for new physicians, special consideration and funding priority for Area Health Education Centers (AHECs), and funding preference for Public Health Service programs administered by the Bureau of Health Professions.

In Kansas, the growth of HPSAs in the last several years has been used to attract primary health care professionals to underserved areas in exchange for loan repayment. The map on the facing page shows the type of designation (whole county or sub-population) and the most recent designation date.

Qualifying Criteria: Areas are designated as having a shortage of primary care medical health professionals if the following criteria are met. (These criteria date back to the 1970s, and are described on the HPSA shortage designation website at: <http://bhpr.hrsa.gov/shortage/hpsas/designationcriteria/designationcriteria.html>).

1. The area is a rational area for the delivery of primary medical care services.
2. One of the following conditions prevails within the area:
 - A. The area has a population to full-time-equivalent primary care physician ratio of at least 3,500:1.
 - B. The area has a population to full-time-equivalent primary care physician ratio of less than 3,500:1 but greater than 3,000:1 and population features demonstrating "unusually high need" for primary care services or insufficient capacity of existing primary care providers.
3. Primary care medical health professionals in contiguous areas are over-utilized, excessively distant, or inaccessible to the population of the area under consideration.

Benefits: Areas designated as Primary Care HPSAs receive improved Medicare reimbursement for providers, eligibility for Rural Health Clinics, eligibility for J-1 physician placement, participation in the State Loan Repayment Program of Kansas and health personnel recruitment assistance. Physicians in geographic Primary Care HPSAs are automatically eligible for a 10% increase in their Medicare reimbursement. Physician assistants practicing in HPSAs are Medicare-reimbursable, as are nurse practitioners practicing in rural HPSAs. A geographic HPSA designation is one of four designations that qualify an area for Rural Health Clinics. The recruitment assistance available to a HPSA depends on the degree of shortage assigned it by the Office of Shortage Designation. Areas may be eligible for placement of recipients of National Health Service Corps scholarships or loan repayment assistance for physicians, nurse practitioners and physician assistants and nurse midwives.

Contact: For more information on Primary Care HPSAs, loan repayment and scholarships through the National Health Service Corps, contact the KDHE Bureau of Community Health Systems Primary Care Office, (785) 296-1200.

NHSC Site Application for communities: <http://nhsc.hrsa.gov/sites/index.html>

NHSC Loan Repayment Program Applicant Information: <http://nhsc.hrsa.gov/loanrepayment/>

NHSC Jobs Center list of Kansas Job Opportunities: <http://nhscjobs.hrsa.gov/>



FEDERAL DENTAL HPSAS (HEALTH PROFESSIONAL SHORTAGE AREAS)

In Kansas, lack of access to dental care is one of the greatest unmet health care needs. Since dentists practice independently and outside the general health care system, there is no easily identifiable entity in a community health care system to recruit a new dentist when a dental practice closes. This presents a challenge for the community and places the community at risk for access to dental care. In 2001, the Bureau of Community Health Systems undertook a project, which would define more clearly the lack of access to dental care in the state. A part of that project was a systematic inventory of dental health professional resources in each Kansas county. That project is now ongoing, and licensure data on dental practices is available for evaluation of counties for dental shortage areas. The map on the facing page shows the type of designation (whole county or sub-population) and the most recent designation date.


Qualifying Criteria: To be designated as a Dental Health HPSA, an area must meet the following criteria:

1. The area must be a rational service area for the delivery of care.
2. One of the following conditions prevails within the area:
 - A. The area has a population to full-time-equivalent dentist ratio of at least 5000:1.
 - B. The area has a population to full-time-equivalent dentist ratio of less than 4,999:1 but greater than 4,000:1 and population demonstrates "unusually high need" or evidence that the dentists and dental care system are overloaded.
3. Have a lack of access to health care in surrounding areas because of distance, over utilization, or access barriers.

Benefits: Areas designated as Dental Health HPSAs can participate in the State Loan Repayment Program of Kansas and are eligible for health personnel recruitment assistance from the National Health Service Corps. The recruitment assistance available to communities located in a HPSA depends on the degree of shortage assigned to it by the Office of Shortage Designation. Areas may be eligible for placement of National Health Service Corps scholarship recipients or loan repayment assistance for dentists and dental hygienists.

Contact: For more information on Dental HPSAs, loan repayment and scholarships through the National Health Service Corps, contact the KDHE Bureau of Community Health Systems Primary Care Office, (785) 296-1200.

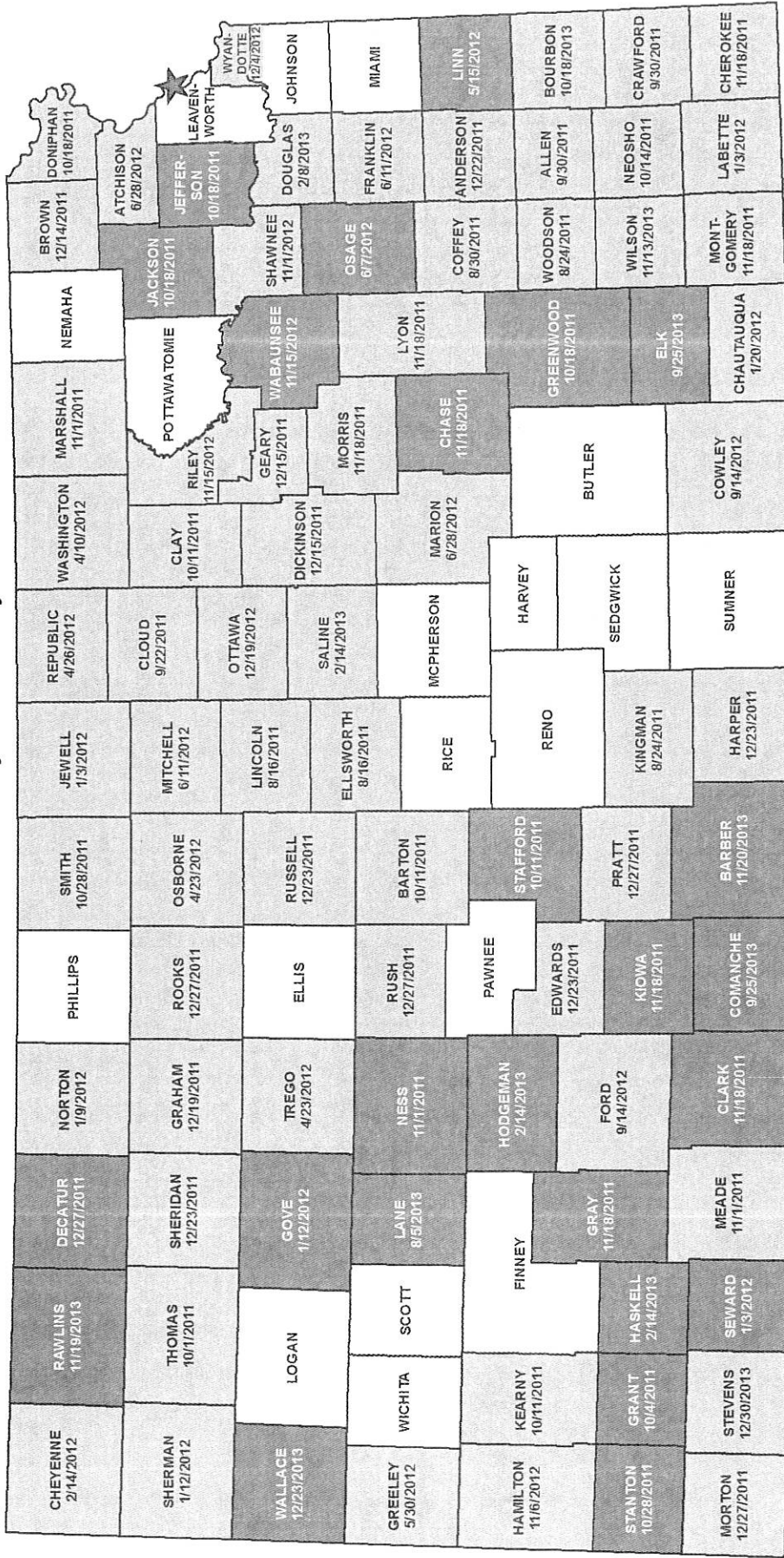
NHSC Site Application for communities: <http://nhsc.hrsa.gov/sites/becomenhscapprovedsite/>
NHSC Loan Repayment Program Applicant Information: <http://nhsc.hrsa.gov/loanrepayment/>
NHSC Jobs Center list of Kansas Job Opportunities: <http://nhscjobs.hrsa.gov/>




DENTAL HPSAS: JANUARY 2014

KANSAS DEPARTMENT OF HEALTH AND ENVIRONMENT

Bureau of Community Health Systems



Whole County Designation
 Low Income Population Designation
 Not Eligible for Designation
 ★ Correctional Facility Designation



FEDERAL MENTAL HEALTH HPSAS (HEALTH PROFESSIONAL SHORTAGE AREAS)

The federal Mental Health Professional Shortage Area (HPSA) designation identifies medically underserved areas eligible for several federal programs. These include scholarship and loan repayment programs through the National Health Service Corps (NHSC) and special consideration and funding preference for Public Health Service programs administered by the Federal Bureau of Health Professions. In Kansas, the growth of HPSAs in the last several years has been used in particular to attract health care professionals to underserved areas in exchange for loan repayment. The map on the facing page shows the type of designation (catchment area or single county) and the most recent designation date.

Qualifying Criteria: To be designated as a Mental Health HPSA, areas in Kansas must meet three criteria. It must:

1. Be a rational service area for the delivery of care.
2. Have a population-to-psychiatrist ratio greater than or equal to 30,000:1.
3. Have Mental Health professionals in contiguous areas that are over-utilized, excessively distant or inaccessible to residents of the area under consideration.

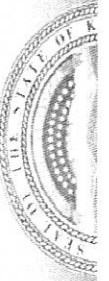
Benefits: Areas designated as Mental Health HPSAs are eligible for participation in the State Loan Repayment Program of Kansas and health personnel recruitment assistance from the National Health Service Corps. The recruitment assistance available to a HPSA depends on the degree of shortage assigned to it by the NHSC. Areas may be eligible for placement of National Health Service Corps scholarship recipients or loan repayment assistance for psychiatrists, clinical psychologists, clinical social workers, marriage and family therapists, and psychiatric nurse specialists.

Contact: For more information on Mental Health HPSAs, loan repayment and scholarships through the National Health Service Corps, contact the KDHE Bureau of Community Health Systems Primary Care Office, (785) 296-1200.

NHSC Site Application for communities: <http://nhsc.hrsa.gov/sites/index.html>

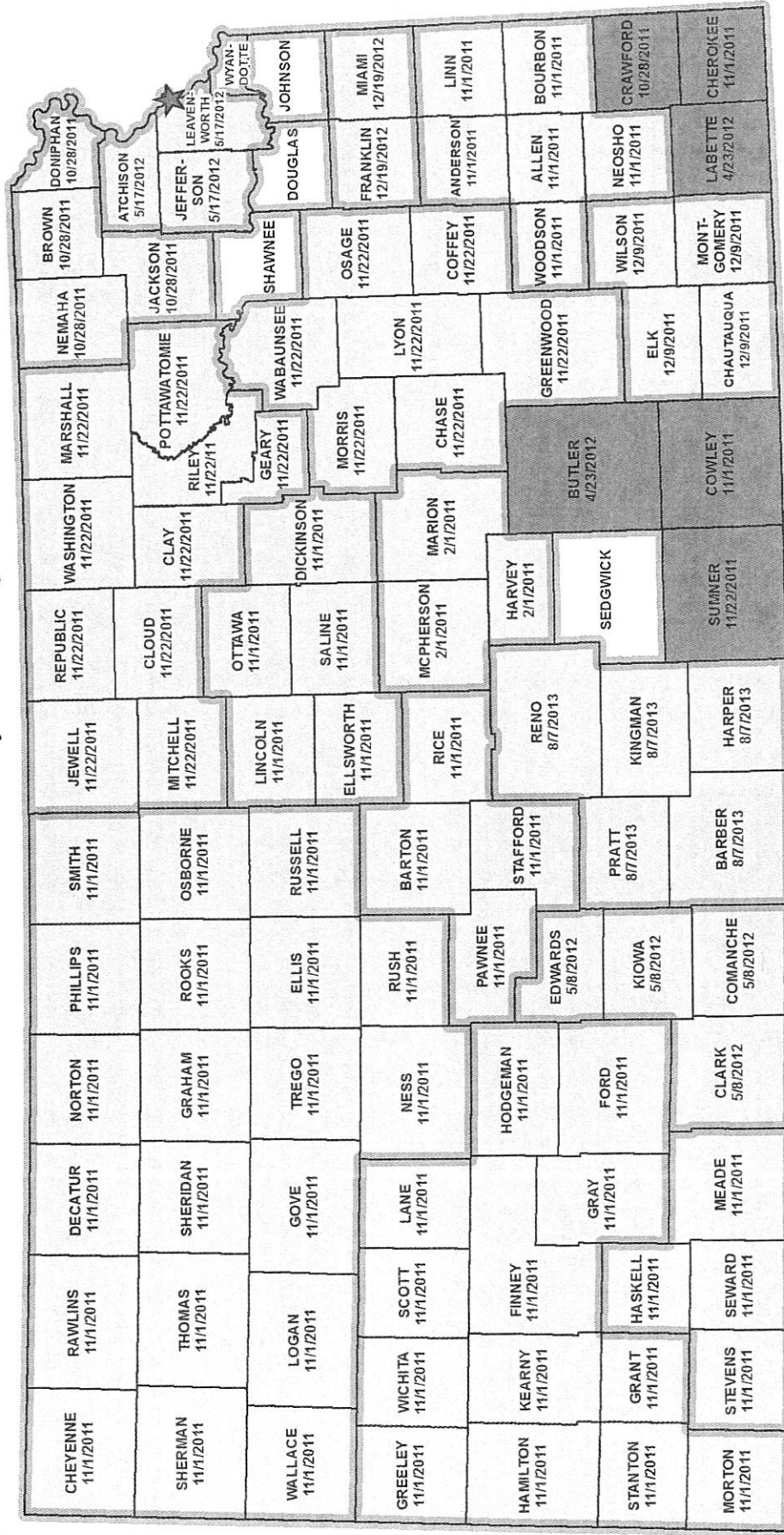
NHSC Loan Repayment Program Applicant Information: <http://nhsc.hrsa.gov/loanrepayment/>

NHSC Jobs Center list of Kansas Job Opportunities: <http://nhscjobs.hrsa.gov/>



MENTAL HEALTH HPSAS: JANUARY 2014

KANSAS DEPARTMENT OF HEALTH AND ENVIRONMENT Bureau of Community Health Systems



- Single County
- Geographical Catchment Area
- Not Eligible for Designation
- Correctional Facility Designation
- Catchment Area Boundary



FEDERAL MEDICALLY UNDERSERVED AREAS AND MEDICALLY UNDERSERVED POPULATIONS

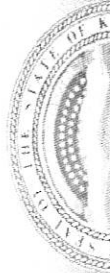
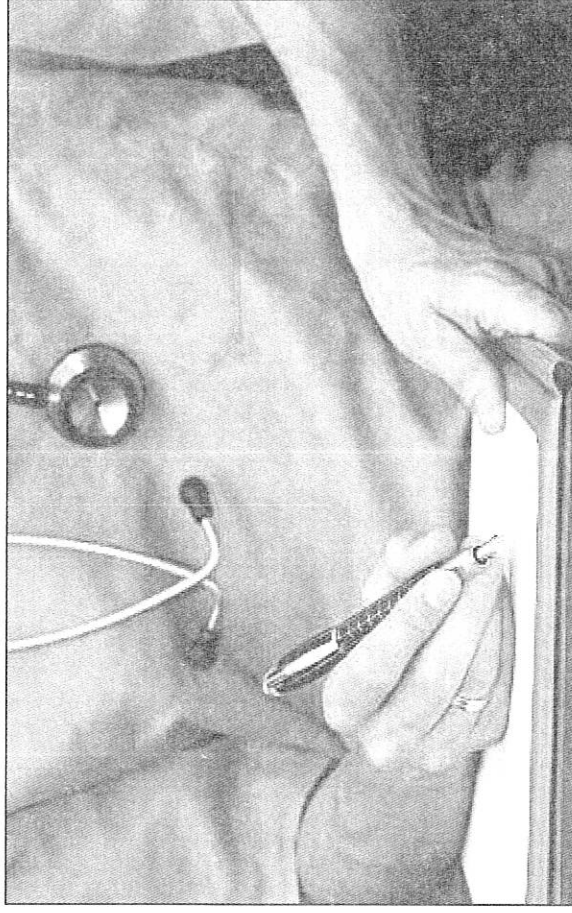
The Medically Underserved Area (MUA) concept and criteria were originally developed in 1973 by the federal government to support the federal Health Maintenance Organization (HMO) grant program. In subsequent years, however, their primary purpose has been to target areas for community health centers and, later, rural health clinic programs.

The Office of Shortage Designation in the HRSA Bureau of Health Professions National Center for Health Workforce Analysis, which is now the Division of Policy and Shortage Designation in the Bureau of Clinician Recruitment and Services, develops shortage designation criteria and uses them to decide whether or not a geographic area or population group is a Medically Underserved Area or Population (MUA, MUP). More than 34 federal programs depend on a shortage designation to determine eligibility or as a funding preference. For inquiry regarding current status of a federally designated MUA or MUP in Kansas: <http://muafind.hrsa.gov/>.

Qualifying Criteria: County or sub-county units are eligible for designation as an MUA. Discrete populations, such as a prison population or Medicaid recipients within a county, are eligible for designation as a Medically Underserved Population (MUP). The federal government uses a mathematical formula to determine eligibility for designation. Counties or populations are scored on four criteria:

- Percentage of population below poverty
- Percentage of population over 65
- Infant mortality rate
- Primary care physicians per 1,000 population

These four scores are added together and the resulting number is called the *Index of Medical Underservice* (IMU). Any area or population with a score less than 62 may be designated as a Medically Underserved Area.



FEDERAL MEDICALLY UNDERSERVED AREAS AND MEDICALLY UNDERSERVED POPULATIONS

Benefits: Medically Underserved Areas and Populations are eligible to develop federally qualified health centers (FQHCs) and to apply for federal grants to establish community and migrant health centers (C/MHCs) authorized in Section 330 of the Public Health Service Act to provide for primary and preventive health care services in medically underserved areas throughout the U.S. and its territories. An FQHC is defined as a comprehensive primary care center that meets requirements of the Section 330 grant program but does not receive the grant. An FQHC Look-Alike designation requires that the center be fully operational at application date and meet the following requirements:

- Be a private nonprofit entity
- Serve, in whole or in part, a designated Medically Underserved Area (MUA) or Medically Underserved Population (MUP)
- Meet the same statutory, regulatory and policy requirements (Section 330 of the Consolidated Health Center) Act as CHC grantees
- Comply with the policy implementation documents for the Balanced Budget Act (BBA) of 1997 amendment

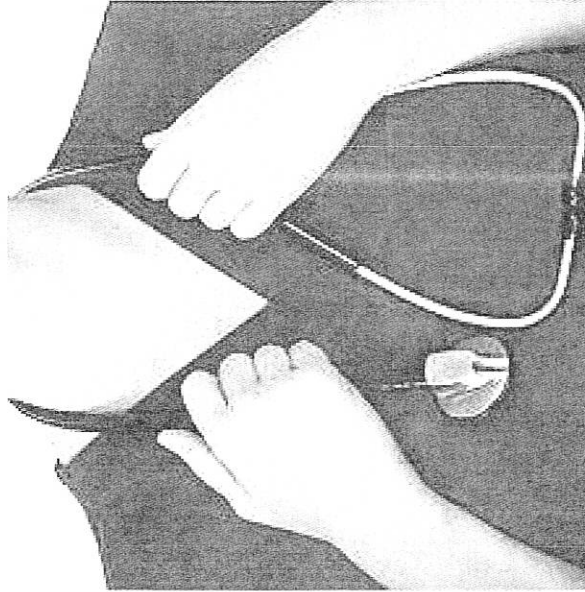
Contact: For more information on Medically Underserved Area designations, community health centers, and federally qualified health centers, contact the KDHE Bureau of Community Health Systems Primary Care Office, (785) 296-1200.

To obtain the Centers for Medicare and Medicaid Services (CMS) fact sheet on FQHCs:
<https://www.cms.gov/MLNProducts/downloads/fqhcfactsheet.pdf>.



NEGOTIATED RULEMAKING COMMITTEE: SIGNATION OF MEDICALLY UNDERSERVED POPULATIONS/AREAS AND HEALTH PROFESSIONAL SHORTAGE AREAS

PLEASE NOTE: On July 9, 2010, the U.S. Department of Health and Human Services announced the appointment of a negotiated rulemaking committee to review and update the criteria used to define underserved areas and primary care health professional shortage areas. The committee was charged with developing a new rule for these designation types, which consisted of a revised methodology, criteria and process for such designations.



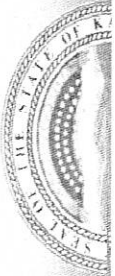
A 28-member committee was formed and met for 14 months, September 2010 to October 2011. The committee was comprised of key stakeholders representing programs that were most affected by these designations. Those programs included:

- Community Health Centers,
- Rural health clinics and health care practitioners,
- Special populations with unique health care needs, and
- Technical experts in the area of research in health care access and statistical methods.

On October 31, 2011, the committee submitted its report to the Secretary of Health and Human Services. As of this printing, the submitted report is still being reviewed.

Information on the meetings as well as the final report submitted is available at <http://www.hrsa.gov/advisorycommittees/shortage/index.html>.

The criteria for designating dental and mental health HPSAs are not affected at this time.



BACKGROUND: Governor-designated medically underserved areas (MUAs) are limited to use in the development and continuation of Rural Health Clinics (RHCs). The designation, now applied to meet requirements of a federal program, has its origin in the Kansas Medical Scholarship Program created in 1978 by the legislature to encourage more University of Kansas School of Medicine (UKSM) graduates to practice in Kansas and to increase the number of primary care practitioners in medically underserved areas (MUAs). In 1982, a similar program was established for Kansans who are undergraduate students in schools of osteopathic medicine.

The UKSM program paid tuition and stipend to medical students at the University of Kansas School of Medicine (UKSM) in exchange for their agreement to practice primary care medicine in an underserved area of the state. The Osteopathic Medical Service Scholarship program, managed by the State Board of Regents, has similar practice obligations and scholarship amounts. Each year of financial assistance obligates the student to a year of service.

In 1992, the legislature replaced the scholarship program with the Kansas Medical Loan Program. No new scholarships have been awarded since June 1992, and the scholarship program was phased out as the last eligible students completed their obligation. Also in 1992, the program allowed the remaining scholarship recipients to fulfill their obligation by practicing primary care in any location in Kansas except Douglas, Johnson, Sedgwick, Shawnee, and Wyandotte Counties. Loan recipients also have their loans forgiven for practice in any location in Kansas, with the exception of those same five counties. Recipients give back one year of practice for each year they received a loan. In 1993, the same loosening of practice location obligations was extended to the Osteopathic Medical Service Scholarship program.

Originally, a county had to be designated as *medically underserved* or *critically medically underserved* to become an eligible practice location for a medical and osteopathic scholarship or loan recipient. These two levels were used in reports prepared by the Office of Institutional Research and Planning at the University of Kansas, School of Medicine. The methodology for the former state MUA designations was based upon a nationally recognized optimal primary care physician-to-population ratio with a state-adopted adjustment for sparsely populated counties.

In 2002, the Legislature transferred responsibility for preparing the Kansas Medically Underserved Areas Report from the UKSM to the Kansas Department of Health and Environment. KDHE uses the state-adopted designation method to define a single category: *medically underserved*. If a county's population exceeds 2,695 persons per adjusted FTE primary care physician (or 37.1 physicians per 100,000 population), it is considered underserved. Any time a state MUA designation is needed for state or federal program eligibility and a county believes its status has changed, it may ask the KDHE Bureau of Community Health Systems Primary Care Office for a reevaluation.



GOVERNOR-DESIGNATED MEDICALLY UNDERSERVED AREAS

Pursuant to the authority provided to state governors in Section 6213(c) of the Omnibus Budget Reconciliation Act of 1989, the following counties are eligible for designation as Medically Underserved Areas for the purpose of developing Rural Health Clinics as defined in Public Law 95-210.

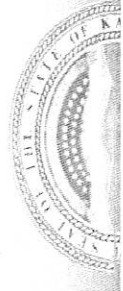
The Kansas Methodology for evaluation of physician supply is based upon the adoption of a medically underserved standard that is 45% below the optimal standard. The equivalent provider-to-population ratio is at or below 1 provider per 2,695 non-group quarters population.

In consideration of a reasonable minimum number for practice viability in frontier areas, the service area is considered underserved if there are fewer than two primary care providers available. In other words, the method is as follows:

Population (adjusted non-group quarters) divided by (FTE-1) equals the provider-to-population ratio;
 1 physician per 2,695 persons may also be expressed as 37.1 physicians/100,000 persons; and
 Fewer than 37.1 physicians/100,000 is considered underserved in rural Kansas.

The following list of counties meets the underserved area criteria using 2012 physician survey data:

Anderson	Graham	Lincoln	Rice
Barber	Grant	Linn	Rush
Chase	Gray	Logan	Sheridan
Chautauqua	Greeley	Marion	Stafford
Cherokee	Greenwood	Meade	Stevens
Cloud	Hamilton	Miami	Thomas
Comanche	Haskell	Morton	Trego
Decatur	Hodgeman	Ness	Wabaunsee
Doniphan	Jefferson	Osage	Wallace
Edwards	Jewell	Ottawa	Washington
Elk	Kingman	Pawnee	Woodson
Ellsworth	Kiowa	Phillips	
Franklin	Lane	Rawlins	
Geary	Leavenworth	Republic	



RURAL HEALTH CLINIC LOCATIONS

In 1977, Congress passed the Rural Health Clinic (RHC) Services Act (Public Law 95-210) to increase the availability of health care services in rural areas. Congress recognized that many rural areas are unable to attract and retain physicians. The RHC Services Act addressed this problem by mandating the use of mid-level practitioners not less than 50% of the time in RHCs and by providing payment incentives to health care professionals practicing in RHCs. For more information on RHCs, visit

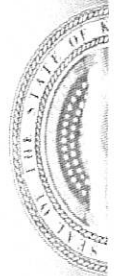
<http://www.cms.gov/center/rural.asp>

<http://www.cms.gov/Outreach-and-Education/Medicare-Learning-Network-MLN/MLNProducts/downloads/RuralHealthClinicsht.pdf>

Qualifying Criteria: Eligible clinics must be located in a rural area. The area must have a primary health professional shortage designation (new or updated) within the past four calendar years. Qualifying designations include Health Professional Shortage Area (HPSA), Medically Underserved Area (MUA), or an area designated by the state Governor and certified by the Secretary of Health and Human Services. In order to preserve maximum RHC eligibility, the Bureau of Community Health Systems prepares lists of qualifying counties for state certification as authorized in PL 95-210. Kansas was the first state to use the law allowing Governors to designate shortages areas for RHC purposes. This action, along with the Bureau of Community Health Systems initiative to obtain federal designations for areas served by RHCs, provided eligibility for 94 counties in Kansas.

	Number of Counties	Number of RHCs	
Counties with Rural Health Clinics	81	171	The map on the facing page shows the location of the 171 currently operating RHCs. Benefits: Participation provides Medicare and Medicaid reimbursement for services provided by physician assistants and nurse practitioners in clinics located in rural HPSAs. In addition, RHC services covered by Medicare and Medicaid are paid on a cost-basis providing an incentive for health clinics that use nurse practitioners and/or physician assistants at least half-time.
Counties eligible for RHCs	94	-	
Counties eligible but lacking RHCs	15	-	
2013 Governor-Designated MUAs	53	-	
Total number of Rural Health Clinics	-	171	
Total number of counties	105	-	

Contact: For more information on Rural Health Clinics, contact the KDHE Bureau of Community Health Systems, (785) 296-1200. For applications to become a Medicare-certified Rural Health Clinic, contact Tamara Wilkerson, Bureau of Community Health Systems at (785) 296-1263 or email twilkers@kdheks.gov.



Population

County	HPSA ID#	Last Updated	Score
Allen	12099920D3	02/21/12	10
Anderson	1209992042	11/19/13	12
Atchison	1209992027	09/06/12	12
Barber	1209992059	08/12/13	14
Barton	1209992030	12/09/11	9
Brown	1209992024	07/21/11	13
Cherokee	12099920B9	08/30/11	15
Cheyenne	12099920HV	12/19/12	14
Clark	1209992047	12/28/11	14
Clay	12099920F1	06/07/12	11
Cloud	1209992032	07/21/11	16
Coffey	12099920HD	02/08/11	11
Comanche	1209992091	08/30/11	14
Cowley	1209992049	04/23/12	8
Crawford	1209992033	05/23/12	8
Decatur	1209992048	04/23/12	10
Dickinson	12099920HL	01/05/12	11
Doniphan	12099920E4	12/28/11	16
Douglas	1209992022	12/19/12	11
Edwards	12099920F4	01/15/13	15
Ellis	1209992062	05/08/12	13
Ellsworth	12099920HG	07/19/11	13
Finney	1209992029	11/22/11	12
Ford	1209992072	01/09/12	8
Franklin	12099920HC	02/04/11	12
Geary	1209992025	11/13/13	16
Gove	1209992037	08/30/11	10
Graham	1209992039	09/14/12	13
Grant	1209992040	10/18/13	12
Greeley	1209992063	12/14/11	12
Greenwood	12099920C6	09/22/11	7
Harper	1209992051	01/09/12	12
Hodgeman	1209992007	01/15/13	15
Jackson	12099920HH	08/30/11	14

County	HPSA ID#	Last Updated	Score
Labette	12099920F8	08/13/13	14
Lane	1209992034	11/28/11	18
Lincoln	12099920HI	09/13/11	19
Logan	1209992068	04/26/12	13
Lyon	1209992021	11/01/11	14
Marshall	12099920G2	08/21/12	10
Meade	1209992008	08/16/13	16
Mitchell	12099920HQ	09/12/11	13
Montgomery	12099920G7	04/19/13	10
Morton	1209992036	11/22/11	8
Nemaha	1209992064	07/21/11	13
Neosho	12099920F9	08/21/12	9
Ness	1209992057	01/05/12	7
Norton	1209992066	04/26/12	16
Osborne	12099920HT	12/04/12	13
Pawnee	12099920HJ	11/22/11	14
Pratt	1209992060	11/06/12	12
Rawlins	12099920HO	09/06/12	15
Reno	1209992020	01/31/13	7
Republic	12099920H7	07/06/10	18
Rice	12099920G6	01/15/13	8
Riley	1209992076	09/14/12	11
Rooks	1209992050	05/10/12	11
Rush	1209992031	10/18/13	16
Russell	1209992052	04/23/12	9
Sedgwick	12099920HW	12/28/12	7
Seward	12099920E1	09/14/12	10
Shawnee	12099920HM	06/14/12	7
Shenidan	12099920HP	09/14/12	14
Sherman	1209992056	03/21/12	18
Smith	1209992028	08/13/13	11
Stanton	1209992069	12/19/11	7
Stevens	12099920D4	11/06/12	16
Stevens	12099920D4	11/06/12	16

County	HPSA ID#	Last Updated	Score
Thomas	1209992067	07/19/11	13
Trego	1209992058	08/13/13	8
Washington	12099920D1	05/10/12	17
Wichita	12099920HU	12/10/12	15
Wyandotte	1209992023	11/19/12	14

Geographic

County	HPSA ID#	Last Updated	Score
Chautauqua	120019	9/25/13	12
Elk	120049	9/25/13	17
Grant	120067	10/18/13	1
Gray	120069	12/20/11	14
Hamilton	120075	1/15/13	14
Haskell	120081	06/11/12	11
Hodgeman	120083	04/30/09	12
Jefferson	120087	11/22/11	8
Jewell	120089	07/21/11	12
Keamy	120093	01/05/12	12
Kingman	120095	07/06/10	11
Kiowa	120097	01/05/12	16
Linn	120107	06/07/12	11
Marion	120115	12/28/11	10
Meade	120119	09/20/10	12
Osage	120139	12/20/11	14
Phillips	120147	12/04/12	14
Stafford	120185	09/13/11	13
Wabaunsee	120197	06/25/12	13
Woodson	120207	12/28/11	15



FEDERAL DENTAL HPSAS (HEALTH PROFESSIONAL SHORTAGE AREAS) 2014


Population

County	HPSA ID#	Last Updated	Score
Allen	6209992043	9/30/2011	11
Anderson	6209992054	12/22/2011	11
Atchison	6209992055	6/28/2012	12
Barton	6209992014	10/11/2011	16
Bourbon	6209992064	10/18/2013	17
Brown	6209992075	12/14/2011	18
Chautauqua	6209992011	1/20/2012	18
Cherokee	6209992074	11/18/2011	16
Cheyenne	6209992036	2/14/2012	10
Clay	6209992012	10/11/2011	13
Cloud	6209992077	9/22/2011	18
Coffey	6209992044	8/30/2011	11
Cowley	6209992094	9/14/2012	7
Crawford	6209992009	9/30/2011	11
Dickinson	62099920BB	12/15/2011	16
Doniphan	6209992076	10/18/2011	17
Douglas	6209992005	2/8/2013	7
Edwards	6209992020	12/23/2011	9
Ellsworth	6209992041	8/16/2011	11
Ford	6209992095	9/14/2012	17
Franklin	6209992053	6/11/2012	11
Geary	6209992010	12/15/2011	9
Graham	6209992078	12/19/2011	18
Greeley	6209992082	5/30/2012	6
Hamilton	6209992035	11/6/2012	6
Harper	6209992052	12/23/2011	11
Jewell	6209992079	1/3/2012	10
Kearny	6209992072	10/11/2011	16
Kingman	6209992029	8/24/2011	14
Labette	6209992085	1/3/2012	17
Lincoln	6209992033	8/16/2011	17

Geographic

County	HPSA ID#	Last Updated	Score
Barber	620007	11/20/2013	16
Chase	620017	11/18/2011	14
Clark	620025	11/18/2011	11
Comanche	620033	9/25/2013	14
Decatur	620039	12/27/2011	15
Elk	620049	9/25/2013	15
Gove	620063	1/12/2012	14
Grant	620067	10/4/2011	12
Gray	620069	11/18/2011	16
Greenwood	620073	10/18/2011	10
Haskell	620081	2/14/2013	14
Hodgeman	620083	2/14/2013	9
Jackson	620085	10/18/2011	8
Jefferson	620087	10/18/2011	9
Kiowa	620097	11/18/2011	16
Lane	620101	8/5/2013	10
Linn	620107	5/15/2012	10
Ness	620135	11/1/2011	14
Osage	620139	6/7/2012	12
Rawlins	620153	11/19/2013	15
Seward	620175	1/3/2012	12
Stafford	620185	10/11/2011	16
Stanton	620187	10/28/2011	16
Wabaunsee	620197	11/15/2012	12
Wallace	620199	12/23/2013	10

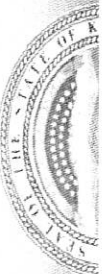
County	HPSA ID#	Last Updated	Score
Lyon	6209992037	11/18/2011	13
Marion	6209992050	6/28/2012	12
Marshall	6209992015	11/1/2011	14
Meade	62099920BA	11/1/2011	8
Mitchell	6209992027	6/11/2012	16
Montgomery	6209992073	11/18/2011	17
Morris	6209992034	11/18/2011	11
Morton	6209992032	12/27/2011	8
Neosho	6209992045	10/14/2011	17
Norton	6209992048	1/9/2012	14
Osborne	6209992026	4/23/2012	12
Ottawa	62099920BL	12/19/2012	8
Pratt	6209992051	12/27/2011	16
Republic	6209992039	4/26/2012	16
Riley	6209992016	11/15/2012	19
Rooks	6209992025	12/27/2011	16
Rush	6209992023	12/27/2011	18
Russell	6209992038	12/23/2011	16
Saline	6209992008	2/14/2013	11
Shawnee	62099920BK	11/1/2012	15
Sheridan	6209992022	12/23/2011	10
Sherman	6209992040	1/12/2012	18
Smith	6209992024	10/28/2011	12
Stevens	6209992071	12/30/2013	10
Thomas	6209992042	10/1/2011	12
Trego	62099920BF	4/23/2012	10
Washington	62099920BE	4/10/2012	14
Wilson	6209992065	11/13/2013	17
Woodson	6209992047	8/24/2011	19
Wyandotte	6209992017	12/4/2012	9



FEDERAL MENTAL HEALTH HPSAS (HEALTH PROFESSIONAL SHORTAGE AREAS) 2014

Catchment Area	County	HPSA ID#	HPSA Type (count=25)	Score	Last Updated
7	Allen	7209992009	Geographic	16	11/01/11
7	Anderson	7209992009	Geographic	16	11/01/11
4	Atchison	7209992007	Geographic	13	05/17/12
21	Barber	7209992006	Geographic	15	08/07/13
20	Barton	7209992011	Geographic	15	11/01/11
7	Bourbon	7209992009	Geographic	16	11/01/11
3	Brown	7209992015	Geographic	16	10/28/11
17	Butler	720015	Geographic	12	04/23/12
12	Chase	7209992001	Geographic	17	11/22/11
13	Chautauqua	7209992010	Geographic	17	12/09/11
9	Cherokee	720021	Geographic	16	11/01/11
23	Cheyenne	7209992002	Geographic	16	11/01/11
22	Clark	7209992012	Geographic	15	05/08/12
14	Clay	7209992005	Geographic	16	11/22/11
14	Cloud	7209992005	Geographic	16	11/22/11
12	Coffey	7209992001	Geographic	17	11/22/11
22	Comanche	7209992012	Geographic	15	05/08/12
18	Cowley	720035	Geographic	14	11/01/11
8	Crawford	720037	Geographic	17	10/28/11
23	Decatur	7209992002	Geographic	16	11/01/11
15	Dickinson	7209992004	Geographic	15	11/01/11
3	Doniphan	7209992015	Geographic	16	10/28/11
22	Edwards	7209992012	Geographic	15	05/08/12
13	Elk	7209992010	Geographic	17	12/09/11
23	Ellis	7209992002	Geographic	16	11/01/11
15	Ellsworth	7209992004	Geographic	15	11/01/11

Catchment Area	County	HPSA ID#	HPSA Type (count=25)	Score	Last Updated
24	Finney	7209992003	Geographic	16	11/01/11
24	Ford	7209992003	Geographic	16	11/01/11
6	Franklin	7209992008	Geographic	14	12/19/12
14	Geary	7209992005	Geographic	16	11/22/11
23	Gove	7209992002	Geographic	16	11/01/11
23	Graham	7209992002	Geographic	16	11/01/11
24	Grant	7209992003	Geographic	16	11/01/11
24	Gray	7209992003	Geographic	16	11/01/11
24	Greeley	7209992003	Geographic	16	11/01/11
12	Greenwood	7209992001	Geographic	17	11/22/11
24	Finney	7209992003	Geographic	16	11/01/11
24	Hamilton	7209992003	Geographic	16	11/01/11
21	Harper	7209992006	Geographic	15	08/07/13
16	Harvey	720999205C	Geographic	13	02/01/11
25	Haskell	7209992014	Geographic	15	11/01/11
24	Hodgeman	7209992003	Geographic	16	11/01/11
3	Jackson	7209992015	Geographic	16	10/28/11
4	Jefferson	7209992007	Geographic	13	05/17/12
14	Jewell	7209992005	Geographic	16	11/22/11
24	Kearny	7209992003	Geographic	16	11/01/11
21	Kingman	7209992006	Geographic	15	08/07/13
22	Kiowa	7209992012	Geographic	15	05/08/12
10	Labelle	720099	Geographic	18	04/23/12
24	Lane	7209992003	Geographic	16	11/01/11
4	Leavenworth	7209992007	Geographic	13	05/17/12
15	Lincoln	7209992004	Geographic	15	11/01/11



FEDERAL MENTAL HEALTH HPSAS (HEALTH PROFESSIONAL SHORTAGE AREAS) 2014

Catchment Area	County	HPSA ID#	HPSA Type (count=25)	Score	Last Updated
7	Linn	7209992009	Geographic	16	11/01/11
23	Logan	7209992002	Geographic	16	11/01/11
12	Lyon	7209992001	Geographic	17	11/22/11
16	Marion	720999205C	Geographic	13	02/01/11
14	Marshall	7209992005	Geographic	16	11/22/11
16	McPherson	720999205C	Geographic	13	02/01/11
25	Meade	7209992014	Geographic	15	11/01/11
6	Miami	7209992008	Geographic	14	12/19/12
14	Mitchell	7209992005	Geographic	16	11/22/11
13	Montgomery	7209992010	Geographic	17	12/09/11
12	Morris	7209992001	Geographic	17	11/22/11
24	Morton	7209992003	Geographic	16	11/01/11
3	Nemaha	7209992015	Geographic	16	10/28/11
7	Neosho	7209992009	Geographic	16	11/01/11
23	Ness	7209992002	Geographic	16	11/01/11
23	Norton	7209992002	Geographic	16	11/01/11
12	Osage	7209992001	Geographic	17	11/22/11
23	Osborne	7209992002	Geographic	16	11/01/11
15	Ottawa	7209992004	Geographic	15	11/01/11
20	Pawnee	7209992011	Geographic	15	11/01/11
23	Phillips	7209992002	Geographic	16	11/01/11
14	Pottawatomie	7209992005	Geographic	16	11/22/11
21	Pratt	7209992006	Geographic	15	08/07/13
23	Rawlins	7209992002	Geographic	16	11/01/11
21	Reno	7209992006	Geographic	15	08/07/13

Catchment Area	County	HPSA ID#	HPSA Type (count=25)	Score	Last Updated
14	Republic	7209992005	Geographic	16	11/22/11
20	Rice	7209992011	Geographic	15	11/01/11
14	Riley	7209992005	Geographic	16	11/22/11
23	Rooks	7209992002	Geographic	16	11/01/11
23	Rush	7209992002	Geographic	16	11/01/11
23	Russell	7209992002	Geographic	16	11/01/11
15	Saline	7209992004	Geographic	15	11/01/11
24	Scott	7209992003	Geographic	16	11/01/11
25	Seward	7209992014	Geographic	15	11/01/11
23	Sheridan	7209992002	Geographic	16	11/01/11
23	Sherman	7209992002	Geographic	16	11/01/11
23	Smith	7209992002	Geographic	16	11/01/11
20	Stafford	7209992011	Geographic	15	11/01/11
24	Stanton	7209992003	Geographic	16	11/01/11
25	Stevens	7209992014	Geographic	15	11/01/11
26	Sumner	720191	Single County	15	11/22/11
23	Thomas	7209992002	Geographic	16	11/01/11
23	Trego	7209992002	Geographic	16	11/01/11
12	Wabaunsee	7209992001	Geographic	17	11/22/11
23	Wallace	7209992002	Geographic	16	11/01/11
14	Washington	7209992005	Geographic	16	11/22/11
24	Wichita	7209992003	Geographic	16	11/01/11
13	Wilson	7209992010	Geographic	17	12/09/11
7	Woodson	7209992009	Geographic	16	11/01/11

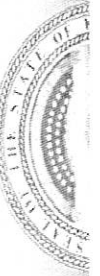


FEDERAL MENTAL HEALTH HPSAS (HEAL

PROFESSIONAL SHORTAGE AREAS) 2014

Catchment Area	County	HPSA ID#	HPSA Type (count=25)	Score	Last Updated
17	Butler	720015	Single County	13	4/23/2012
9	Cherokee	720021	Single County	16	11/1/2011
18	Cowley	720035	Single County	14	11/1/2011
8	Crawford	720037	Single County	17	10/28/2011
10	Labeite	720099	Single County	18	4/23/2012
26	Sumner	720191	Single County	15	11/22/2011
3	Brown	7209992015	Geographic	16	10/28/2011
3	Doniphan	7209992015	Geographic	16	10/28/2011
3	Jackson	7209992015	Geographic	16	10/28/2011
3	Nemaha	7209992015	Geographic	16	10/28/2011
4	Atchison	7209992007	Geographic	13	5/17/2012
4	Jefferson	7209992007	Geographic	13	5/17/2012
4	Leavenworth	7209992007	Geographic	13	5/17/2012
6	Franklin	7209992008	Geographic	14	12/19/2012
6	Miami	7209992008	Geographic	14	12/19/2012
7	Allen	7209992009	Geographic	16	11/1/2011
7	Anderson	7209992009	Geographic	16	11/1/2011
7	Bourbon	7209992009	Geographic	16	11/1/2011
7	Linn	7209992009	Geographic	16	11/1/2011
7	Neosho	7209992009	Geographic	16	11/1/2011
7	Woodson	7209992009	Geographic	16	11/1/2011
12	Chase	7209992001	Geographic	17	11/22/2011
12	Coffey	7209992001	Geographic	17	11/22/2011
12	Greenwood	7209992001	Geographic	17	11/22/2011
12	Lyon	7209992001	Geographic	17	11/22/2011
12	Morris	7209992001	Geographic	17	11/22/2011
12	Osage	7209992001	Geographic	17	11/22/2011
12	Wabaunsee	7209992001	Geographic	17	11/22/2011
13	Chautauqua	7209992010	Geographic	17	12/9/2011
13	Elk	7209992010	Geographic	17	12/9/2011
13	Montgomery	7209992010	Geographic	17	12/9/2011
13	Wilson	7209992010	Geographic	16	11/22/2011
14	Clay	7209992005	Geographic	16	11/22/2011
14	Cloud	7209992005	Geographic	16	11/22/2011
14	Geary	7209992005	Geographic	16	11/22/2011
14	Jewell	7209992005	Geographic	16	11/22/2011
14	Marshall	7209992005	Geographic	16	11/22/2011
14	Mitchell	7209992005	Geographic	16	11/22/2011
14	Pottawatomie	7209992005	Geographic	16	11/22/2011
14	Republic	7209992005	Geographic	16	11/22/2011
14	Riley	7209992005	Geographic	16	11/22/2011
14	Washington	7209992005	Geographic	17	12/9/2011
15	Dickinson	7209992004	Geographic	15	11/1/2011
15	Ellsworth	7209992004	Geographic	15	11/1/2011
15	Ottawa	7209992004	Geographic	15	11/1/2011
15	Saline	7209992004	Geographic	15	11/1/2011
16	Harvey	7209992031	Geographic	13	2/1/2011
16	Marion	7209992031	Geographic	13	2/1/2011
16	McPherson	7209992031	Geographic	13	2/1/2011

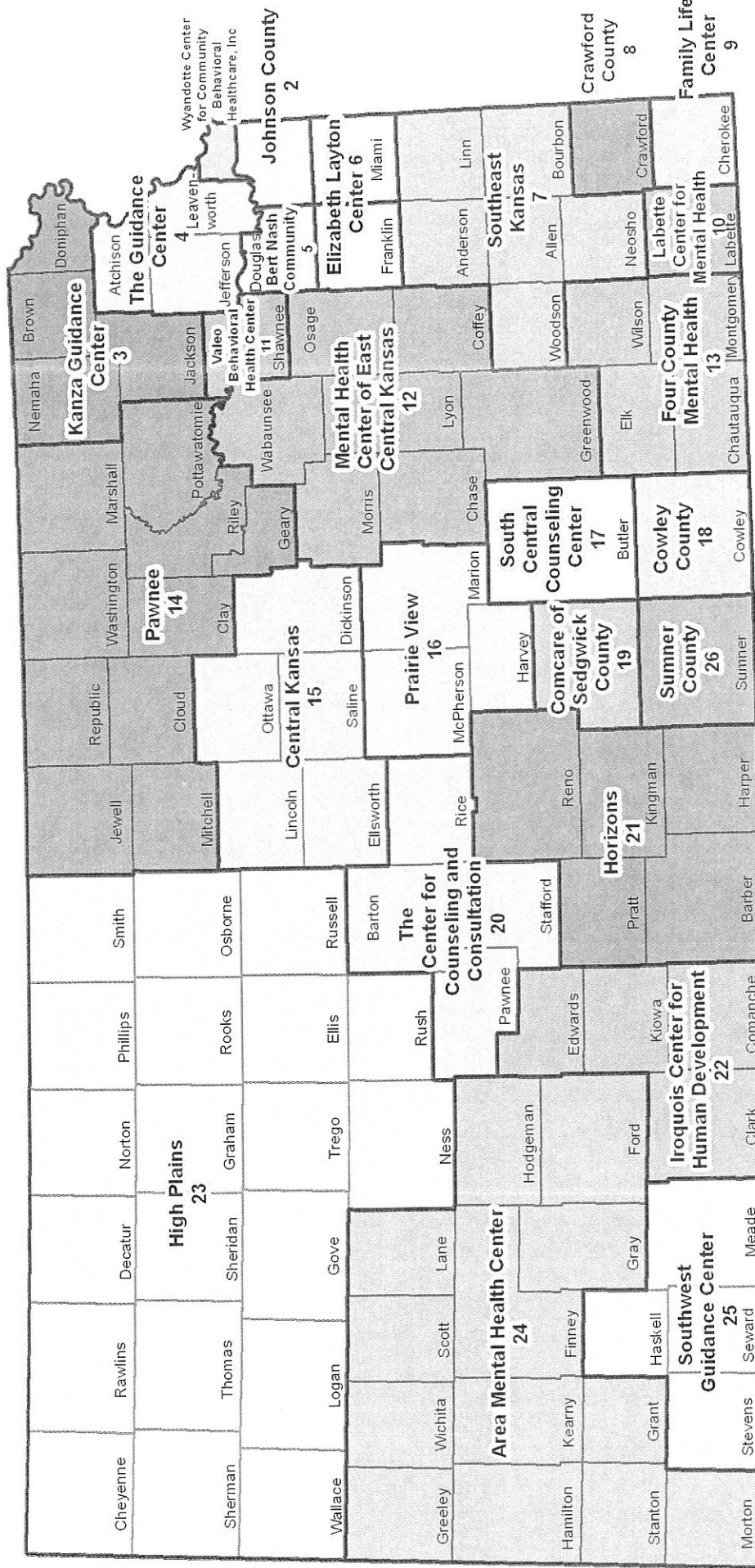
Catchment Area	County	HPSA ID#	HPSA Type (count=25)	Score	Last Updated
20	Barton	7209992011	Geographic	15	11/1/2011
20	Pawnee	7209992011	Geographic	15	11/1/2011
20	Rice	7209992011	Geographic	15	11/1/2011
20	Stafford	7209992011	Geographic	15	11/1/2011
21	Barber	7209992006	Geographic	15	8/7/2013
21	Harper	7209992006	Geographic	15	8/7/2013
21	Kingman	7209992006	Geographic	15	8/7/2013
21	Pratt	7209992006	Geographic	15	8/7/2013
21	Reno	7209992006	Geographic	15	8/7/2013
22	Clark	7209992012	Geographic	15	5/8/2012
22	Comanche	7209992012	Geographic	15	5/8/2012
22	Edwards	7209992012	Geographic	15	5/8/2012
22	Kiowa	7209992012	Geographic	15	5/8/2012
23	Cheyenne	7209992002	Geographic	16	11/1/2011
23	Decatur	7209992002	Geographic	16	11/1/2011
23	Ellis	7209992002	Geographic	16	11/1/2011
23	Gove	7209992002	Geographic	16	11/1/2011
23	Graham	7209992002	Geographic	16	11/1/2011
23	Logan	7209992002	Geographic	16	11/1/2011
23	Norton	7209992002	Geographic	16	11/1/2011
23	Osborne	7209992002	Geographic	16	11/1/2011
23	Phillips	7209992002	Geographic	16	11/1/2011
23	Rawlins	7209992002	Geographic	16	11/1/2011
23	Roots	7209992002	Geographic	16	11/1/2011
23	Rush	7209992002	Geographic	16	11/1/2011
23	Russell	7209992002	Geographic	16	11/1/2011
23	Sheridan	7209992002	Geographic	16	11/1/2011
23	Sherman	7209992002	Geographic	16	11/1/2011
23	Smith	7209992002	Geographic	16	11/1/2011
23	Thomas	7209992002	Geographic	16	11/1/2011
23	Trego	7209992002	Geographic	16	11/1/2011
23	Wallace	7209992002	Geographic	16	11/1/2011
24	Finney	7209992003	Geographic	16	11/1/2011
24	Ford	7209992003	Geographic	16	11/1/2011
24	Grant	7209992003	Geographic	16	11/1/2011
24	Gray	7209992003	Geographic	16	11/1/2011
24	Greeley	7209992003	Geographic	16	11/1/2011
24	Hamilton	7209992003	Geographic	16	11/1/2011
24	Hodgeman	7209992003	Geographic	16	11/1/2011
24	Kearny	7209992003	Geographic	16	11/1/2011
24	Lane	7209992003	Geographic	16	11/1/2011
24	Morton	7209992003	Geographic	16	11/1/2011
24	Scott	7209992003	Geographic	16	11/1/2011
24	Stanton	7209992003	Geographic	16	11/1/2011
24	Wichita	7209992003	Geographic	16	11/1/2011
25	Haskell	7209992014	Geographic	15	11/1/2011
25	Meade	7209992014	Geographic	15	11/1/2011
25	Seward	7209992014	Geographic	15	11/1/2011
25	Stevens	7209992014	Geographic	15	11/1/2011



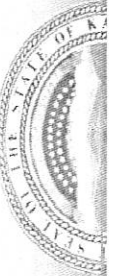
KANSAS COMMUNITY MENTAL HEALTH CENTERS CATCHMENT AREAS

KANSAS DEPARTMENT OF HEALTH AND ENVIRONMENT

Bureau of Community Health Systems




(This page intentionally left blank)





PART TWO: WORKFORCE RECRUITMENT AND RETENTION PROGRAMS



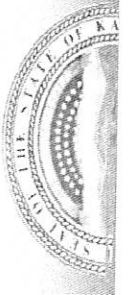
BENEFITS OF RECEIVING SHOR' GE AREA DESIGNATION TABLE

More than 37 federal and state programs require a shortage area designation to establish eligibility or to match applicants with resources. The following table identifies the type of designations required for some of the more popular benefit programs.

Shortage Designation	Program Eligibility Benefits					
	National Health Service Corps Recruitment Assistance	Federally Qualified Health Center (FQHC/CHC) Eligibility	CMS Medicare Incentive Program Eligibility	CMS Rural Health Clinic Program Eligibility	J-1 Visa Waiver Program Eligibility	
Primary Care HPESA	✓		✓		✓	
Geographic HPESA	✓		✓	✓**	✓	
Population HPESA	✓			✓**	✓	
Facility HPESA	✓					
Dental Care HPESA	✓				✓	
Geographic HPESA	✓					
Population HPESA	✓					
Facility HPESA	✓					
Mental Health HPESA	✓					✓
Geographic HPESA	✓		✓			✓
Population HPESA	✓					✓
Facility HPESA	✓					✓
Medically Underserved Area		✓		✓**	✓*	✓
Exceptional MUA/P		✓			✓*	✓
Medically Underserved Population		✓			✓*	✓
State Governor's Certified Shortage Area				✓**		
HRSA Automatic HPESA (RHC & FQHC)	✓					✓

✓* - Designation within the past three years

✓** - Designation within the past four years



STATE LOAN REPAYMENT PROGRAM OF KANSAS

The Primary Care Office in the Bureau of Community Health Systems (BCHS) received a federal grant from Health Resources and Service Administration to administer the Kansas State Loan Repayment Program (SLRP). The goal of Kansas SLRP is to provide loan repayment assistance to health professionals with qualifying educational loans. Awards are made to persons who have been recruited to work in federally qualified underserved areas in Kansas. After the initial two-year commitment, awards are renewable annually based upon the availability of funds.

Priority is given to current recipients with any remaining funds going toward new awards. In state fiscal year 2013, there were 19 health professionals receiving loan repayment assistance, which included six physicians, one physician assistant, four advanced practice registered nurses, four dentists and four dental hygienists. As of January 2014, seventeen providers are providing care in underserved areas.

If you are a health professional or an eligible site interested in the State Loan Repayment Program, go to <http://www.kdheks.gov/olrh/FundLoan.html> for provider and site applications and more information about the program.



Term of Service

To receive funds under the State Loan Repayment Program, a health professional must contract with an eligible site to provide care in a federally designate shortage area for a minimum of two years.



STATE LOAN REPAYMENT PROGRAM OF KANSAS

Selection Criteria

The application period will begin July 1 of each year for awards beginning September 1 of that year. Applications will be accepted on a continuous basis until all program funds are committed or until June 1 the following year. Priority will be given to applicants providing care in areas with HPSA scores below 10 that apply prior to August 15.

If there is insufficient funding for all eligible applicants that apply prior to August 15 of each year, a selection committee will review applications and take into account community need and the commitment and experience of the health professional. In the assessment of community need, preference will be given to Federally Qualified Health Centers, state-supported primary care clinics, and agencies sited in rural Health Professional Shortage Areas.

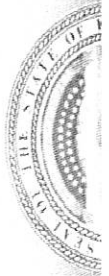
Eligible Sites

The site application will be utilized to determine site eligibility. In general, sites must be a public or nonprofit private entity located in a Kansas federally designated Health Professional Shortage Area and agree to provide care to all residents, regardless of their ability to pay or their pay source.

Eligible Applicants

To be eligible for an award, health professionals must commit to provide health care services at an eligible site for a minimum of two years. Physicians must be licensed in Kansas and certified or eligible to be certified in one of the state-defined, primary care specialties, including family practice, osteopathic general practice, obstetrics-gynecology, internal medicine and pediatrics. Other providers must have an active Kansas license for their health profession.

Application materials for the State Loan Repayment Program and more information are available on the Bureau of Community Health Systems website at <http://www.kdheks.gov/olrh/FundLoan.html>, or contact the Primary Care Office at (785) 296-1200.



J-1 VISA WAIVER REVIEW KANSAS STATE 30 PROGRAM

Kansas participates in the State 30 (Conrad) J-1 Visa Waiver Program, which assists in the recruitment of physicians to practice in communities that lack adequate access to primary health care. Federal law (Section 214-(1) of the Immigration and Nationalization Act [8USC-Section1184 (I)]) allows state public health departments to annually recommend that up to 30 international medical graduates in the US on J-1 visas be granted a waiver of the J-1 visa two-year home country residency requirement in return for practicing medicine full-time for a minimum of three years in an area with a physician shortage designation (see page 26 for designated areas).

Kansas had historically relied on a federal agency (US Department of Agriculture, USDA) to request the waivers for physicians recruited to rural underserved areas. The USDA discontinued its program in 2002. Kansas began its program in October 2002. KDHE action is limited to recommending to the Waiver Review Section of the US Department of State that a waiver be granted where it furthers an agency policy. This action is discretionary and is not the equivalent of granting the waiver. The Department of State, after a review of its own, may request that US Citizenship and Immigration Services (USCIS) grant the waiver. The USCIS conducts its own investigation and has final authority.

State and Federal Guidelines and Requirements:

The federal government requires all applicants to apply for a case number from the U.S. Department of State:

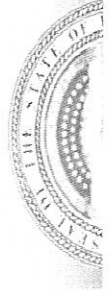
http://travel.state.gov/visa/temp/info/info_1296.html

Physicians seeking a waiver to practice in Kansas should consult the instructions available at the KDHE Website: http://www.kdheks.gov/olrh/j-1visa_waiver_overview.htm

- Kansas participation is intended to assist local communities to assure that their residents have access to physician services. The program focuses on primary care defined as internal medicine, family practice, general pediatrics, obstetrics/gynecology, emergency medicine and psychiatry. However, at least 15 sub-specialist waivers may be recommended annually, with unused primary care slots released at intervals throughout the annual cycle that begins on October 1.
- Applications must be made by the legal entity making the contract offer to the physician seeking a J-1 visa waiver, and applications will only be accepted when there is a confirmed physician contract pending. The employer must show evidence of open recruitment and that hiring a J-1 physician is a last resort. A physician not encumbered by the J-1 home residence requirement, who applies for and is qualified for the job advertised, must be offered the position.
- The medical practice must be located in a HPSA or MUA. The facility must participate in Medicare and Medicaid and accept all patients regardless of ability to pay.
- The J-1 physician must have or be eligible for a medical license from the Kansas Board of Healing Arts.
- The J-1 physician is responsible for negotiating a contract for a minimum of 3 years to provide care at least 40 hours per week, at least 4 days per week, in the appropriate specialty.

The J-1 physician must begin practice within 90 days of receiving a waiver. The USCIS will be notified if a J-1 physician is found not to have reported or not to be practicing medicine at least 40 hours per week in the location for which the recommendation was made.

For more information: Contact the KDHE Bureau of Community Health Systems, Primary Care Office Director at (785) 296-1200. Download the complete guidance at <http://www.kdheks.gov/olrh/download/KSConrad30.pdf>



NATIONAL HEALTH SERVICE CORPS

The National Health Service Corps (NHSC), a program of the Health Resources and Services Administration, was created after a health care crisis transpired in the 1950s and 1960's that left many rural areas in the U.S. without essential health care services. Toward that end, the NHSC strives to supply health care services to the neediest areas around the nation by means of scholarships and loan repayment for eligible health care providers.

Qualifying Criteria: NHSC offers assistance to primary care medical, dental, and mental and behavioral health providers providing care to patients who come from or reside in the federally designated Health Professional Shortage Area (HPSA) where the practice is located. A higher HPSA score indicates greater community need. Health care services must be provided to everyone regardless of their ability to pay or pay source (Medicare, Medicaid). If a patient is unable to pay, the patient shall be charged a reduced rate (discounted sliding fee schedule) or not charged any fee. Additional criteria can be found on the NHSC website.

Benefits: NHSC sites are eligible for recruitment assistance including NHSC scholars or loan repayors. Sites with the greatest degree of shortage are considered possible practice locations for scholarship-obligated providers. These scholars receive full tuition and fees, other reasonable educational costs and a living stipend. In exchange, they are obligated to provide two to four years of service in an approved site in a high-priority HPSA. Scholarships are available to US citizens enrolled in US medical and osteopathic schools, nurse practitioners, physician assistants, dentists, dental hygienists and mental health providers.

The NHSC loan repayment program provides repayment of educational loans to full-time and half-time fully trained physicians with specialties in family medicine, general pediatrics, general internal medicine, general psychiatry and obstetrics/gynecology; primary care nurse practitioners; certified nurse midwives, physician assistants and dentists. Providers must be US citizens with valid, unrestricted licenses or certificates to practice in Kansas.

Loan repayment is available for both government and commercial educational loans. Participants may serve at one of more NHSC-approved sites. NHSC offers two levels of loan repayment awards based on HPSA scores:

- **Up to \$50,000** to primary care providers practicing at an NHSC-approved site with a HPSA score of 14 or above in return for a two-year full-time commitment or four-year half-time commitment.
- **Up to \$30,000** to primary care providers practicing at an NHSC-approved site with a HPSA score of 13 and below in return for a two-year full-time commitment or four-year half-time commitment.

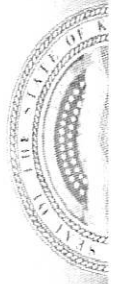
With continued service, all providers may be able to pay off all their student loans.

More information on the NHSC programs is available at <http://nhsc.hrsa.gov> or call 1-800-221-9393.

Become a NHSC Site: <http://nhsc.hrsa.gov/sites/index.html>

NHSC Loan Repayment Program: <http://nhsc.hrsa.gov/loanrepayment/index.html>

NHSC Jobs Center for a list of Kansas Job Opportunities: http://nhscjobs.hrsa.gov/Search_HPOL.aspx



CONTACT INFORMATION

For information about the contents of the Kansas Medically Underserved Areas Report, contact:

Primary Care Office
 Kansas Department of Health & Environment
 Bureau of Community Health Systems
 Curtis State Office Building
 1000 SW Jackson, Suite 340
 Topeka, KS 66612-1365
 Phone: (785) 296-1200 Fax: (785) 296-1231
 Web: <http://www.kdheks.gov/olrh>

FOR INFORMATION ABOUT STUDENT LOANS AND SCHOLARSHIPS:

Kansas Osteopathic Medical Service Scholarship, contact:

Diane Lindeman
 Director of Student Financial Aid
 Kansas Board of Regents
 KS Medical Service Osteopathic Program
 1000 SW Jackson St., Suite 520
 Topeka, KS 66612-1368
 Phone: (785) 296-3518
 Email: dilindeman@ksbor.org
 Web: http://www.kansasregents.org/student_financial_aid

National Health Service Corps

Contact the National Health Service Corps Customer Care Center toll-free:

Phone: 1-800-221-9393 Email: gethelp@hrsa.gov
 Application for communities:
<http://nhsc.hrsa.gov/sites/index.html>
 Application and Program Information:
<http://nhsc.hrsa.gov/loanrepayment/index.html>
 NHSC Jobs Center for current Kansas Practice Opportunities:
http://nhscjobs.hrsa.gov/Search_HPOL.aspx

University of Kansas Medical Center Department of Student Financial Aid, contact:

3007 Student Center, Mail Stop 4005
 3901 Rainbow Boulevard
 Kansas City, KS 66160-7190
 Phone: (913) 588-5170 Fax: (913) 588-8841
 E-mail: financialaid@kumc.edu
 ALL Financial Aid Programs: <http://www.kumc.edu/student-services/student-financial-aid.html>

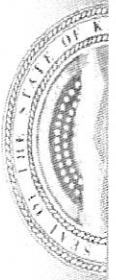
Kansas Medical Student Loan: This loan is established to encourage students of Kansas to practice primary care medicine in the State of Kansas
<http://www.kumc.edu/student-services/student-financial-aid.html>

Kansas Medical Retroactive Student Loan: Students who did not take out the KMSL when they first enrolled as a medical student may be eligible to receive it in later years.
<http://www.kumc.edu/student-services/student-financial-aid.html>

State Loan Repayment Program: State/federal grant funds are available through the Bureau of Community Health Systems.
 Contact:

Primary Care Office
 Kansas Department of Health & Environment
 Bureau of Community Health Systems
 Curtis State Office Building
 1000 SW Jackson, Suite 340
 Topeka, KS 66612-1365
 Phone: (785) 296-1200 Fax: (785) 296-1231
 Web: <http://www.kdheks.gov/olrh/FundLoan.html>

As we become aware of other grants, loan Repayment programs or scholarships, they will be listed on the KDHE Website at:
<http://www.kdheks.gov/olrh/FundLoan.html>



KANSAS BRIDGING PLAN

The Kansas Bridging Plan, a program of Rural Health Education and Services, is a loan program created to encourage physicians to practice in rural Kansas communities after completing their residency training. All residents in family practice, general internal medicine and general pediatrics residency programs in Kansas and approved by the Kansas State Board of Healing Arts are eligible for the loan program. Residents must have completed one year of post-graduate training in their primary-care specialty and be eligible for an unrestricted Kansas license to qualify for the plan.

A resident physician entering into a Kansas Bridging Plan Loan Agreement can receive \$5,000 for each year of residency training after the loan agreement is completed. The loan is forgiven when the loan requirements are met. The loan agreement requires a signed practice agreement to practice full-time beginning within 90 days after successful completion of the primary care residency-training program in a community located in any county in Kansas other than Douglas, Johnson, Sedgwick, Shawnee and Wyandotte.




Bridging Loan (assistance for physicians in primary care residency), contact:
Rural Health Education and Services
University of Kansas School of Medicine-Wichita
1010 N. Kansas
Wichita, Kansas 67214-3199
Phone (316) 293-2649
Toll-free: 1-888-503-4221
Fax: (316) 293-2671
Web: <http://ruralhealth.kumc.edu>

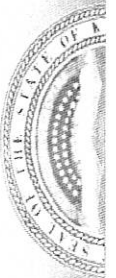
KANSAS RECRUITMENT AND RETENTION CENTER

The purpose of the Kansas Recruitment and Retention Center (KRRC) is to assist Kansas' rural communities in recruiting and retaining physicians and other health care providers. KRRC works with hospitals, private physician practices, community health centers and other organizations that are recruiting physicians, nurses, physician assistants or other health care professionals. The KRRC is also a health care career service for physicians, physician assistants, nurses, nurse practitioners and other allied health professionals. KRRC assists candidates in finding a community and practice or career opportunity that meets their requirements.

For more information, contact Rural Health Education and Services at rhealth@kumc.edu or (316) 293-2649 or toll-free at 1-888-503-4221. Additional information may also be obtained by visiting the website at <http://ruralhealth.kumc.edu>. Funding for the KRRC comes in part from the Kansas Department of Health and Environment (Bureau of Community Health Systems) with a grant for the Kansas Rural Health Options Project whose partners include KDHE, the Kansas Hospital Association, the Kansas Board Emergency Medical Services and the Kansas Medical Society.



(This page intentionally left blank)





APPENDIX OF SUMMARY TABLES



TABLE OF SHORTAGE DESIGNATIONS BY COUNTY: JANUARY 2014

County	Primary Care HPSA	Dental HPSA	Mental Health HPSA	County	Primary Care HPSA	Dental HPSA	Mental Health HPSA
Allen	02/21/12	09/30/11	11/01/11	Linn	06/07/12	05/15/12	11/01/11
Anderson	11/19/13	12/22/11	11/01/11	Logan	04/26/12		11/01/11
Atchison	09/06/12	06/28/12	05/17/12	Lyon	11/01/11	11/18/11	11/22/11
Barber	08/12/13	11/20/13	08/07/13	Marion	12/28/11	06/28/12	02/01/11
Barton	12/09/11	10/11/11	11/01/11	Marshall	08/21/12	11/01/11	11/22/11
Brown		10/18/13	11/01/11	McPherson			02/01/11
Brown	07/21/11	12/14/11	10/28/11	Meade	08/16/13	11/01/11	11/01/11
Butler			4/23/2012	Miami			12/19/12
Chase	12/22/11	11/18/11	11/22/11	Mitchell	09/12/11	06/11/12	11/22/11
Chautauqua	09/25/13	01/20/12	12/09/11	Montgomery	04/19/13	11/18/11	12/09/11
Cherokee	08/30/11	11/18/11	11/01/11	Morris	05/01/12	11/18/11	11/22/11
Cheyenne	12/19/12	02/14/12	11/01/11	Morton	11/22/11	12/27/11	11/01/11
Clark	12/28/11	11/18/11	05/08/12	Nemaha	07/21/11	10/04/13	10/28/11
Clay	06/07/12	10/11/11	11/22/11	Neosho	08/21/12	10/14/11	11/01/11
Cloud	07/21/11	09/22/11	11/22/11	Ness	01/05/12	11/01/11	11/01/11
Coffey	02/08/11	08/30/11	11/22/11	Norton	04/26/12	01/09/12	11/01/11
Comanche	08/30/11	09/25/13	05/08/12	Osage	12/20/11	06/07/12	11/22/11
Cowley	04/23/12	09/14/12	11/01/11	Osborne	12/04/12	04/23/12	11/01/11
Crawford	05/23/12	09/30/11	10/28/11	Ottawa		12/19/12	11/01/11
Decatur	4/23/2012	12/27/11	11/01/11	Pawnee	11/22/11		11/01/11
Dickinson	01/05/12	12/15/11	11/01/11	Phillips	12/04/12		11/01/11
Doniphan	12/28/11	10/18/11	10/28/11	Pottawatomie			11/22/11
Douglas	12/19/12	02/08/13		Pratt	11/06/12	12/27/11	08/07/13
Edwards	01/15/13	12/23/11	05/08/12	Rawlins	09/06/12	11/19/13	11/01/11
Elk	09/25/13	09/25/13	12/09/11	Reno	01/31/13		08/07/13
Ellis	05/08/12	10/04/13	11/01/11	Republic	07/06/10		11/01/11
Ellsworth	07/19/11	08/16/11	11/01/11	Rice	01/15/13	04/26/12	11/22/11
Finney	11/22/11		11/01/11	Riley	09/14/12		11/01/11
Ford	01/09/12	09/14/12	11/01/11	Rooks	05/10/12	11/15/12	11/22/11
Franklin	02/04/11	06/11/12	12/19/12	Rush	10/18/13	12/27/11	11/01/11
Geary	11/13/13	12/15/11	11/22/11	Russell	04/23/12	12/23/11	11/01/11
Gove	08/30/11	10/12/12	11/01/11	Saline		02/14/13	11/01/11
Graham	09/14/12	12/19/11	11/01/11	Scott		10/04/13	11/01/11
Grant	10/18/13	10/04/11	11/01/11	Sedgwick	12/28/12	12/30/13	Geo
Grav	12/20/11	11/18/11	11/01/11	Seward	09/14/12	01/03/12	Geo
Greeley	12/14/11	05/30/12	11/01/11	Shawnee	06/14/12	11/01/12	Geo
Greenwood	09/22/11	10/18/11	11/22/11	Sheridan	09/14/12	12/23/11	Geo
Hamilton	01/15/13	11/06/12	11/01/11	Sherman	03/21/12	01/12/12	Geo
Harper	01/09/12	12/23/11	08/07/13	Smith	08/13/13	10/28/11	Geo
Harvey			02/01/11	Stafford	09/13/11	10/11/11	Geo
Haskell	06/11/12	02/14/13	11/01/11	Stanton	12/19/11	10/28/11	Geo
Hodgeman	01/15/13	02/14/13	11/01/11	Stevens	11/06/12	12/30/13	Geo
Jackson	08/30/11	10/18/11	10/28/11	Sumner			Single County
Jefferson	11/22/11	10/18/11	05/17/12	Thomas	07/19/11	10/01/11	Geo
Jewell	07/21/11	01/03/12	11/22/11	Trego	08/13/13	04/23/12	Geo
Johnson				Wabaunsee	06/25/12	11/15/12	Geo
Kearny	01/05/12	10/11/11	11/01/11	Wallace	11/19/13	12/23/13	Geo
Kingman	09/25/13	08/24/11	08/07/13	Washington	05/10/12	04/10/12	Geo
Kiowa	01/05/12	11/18/11	05/08/12	Wichita	12/10/12	10/04/13	Geo
Labelle	08/13/13	01/03/12	04/23/12	Wilson	12/29/12	11/13/13	Geo
Lane	11/28/11	08/05/13	11/01/11	Woodson	12/28/11	08/24/11	Geo
Leavenworth			05/17/12	Wyandotte	11/19/12	12/04/12	Geo
Lincoln	09/13/11	08/16/11	11/01/11				

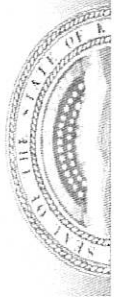


TABLE OF GOVERNOR-DESIGNATED SHORTA

County	K-MUA for Governor's Designation	RHC Eligible	Number RHC's
Allen	KMUA11	Yes	4
Anderson	KMUA14	Yes	1
Atchison	KAMU10	Yes	2
Barber	KMUA14	Yes	3
Barton	No	Yes*	7
Bourbon	KMUA11	Yes	1
Brown	No	Yes	3
Butler	No	No	3
Chase	KMUA14	Yes	1
Chautauqua	KMUA14	Yes	2
Cherokee	KMUA14	Yes	2
Chevenne	KMUA11	Yes	2
Clark	KMUA11	Yes	2
Clay	No	Yes*	1
Cloud	KMUA14	Yes	2
Coffey	No	Yes*	3
Comanche	KMUA14	Yes	0
Cowley	No	Yes*	4
Crawford	KMUA14	Yes*	4
Decatur	No	Yes	1
Dickinson	No	Yes	3
Doniphan	KMUA14	Yes	2
Douglas	No	Part	Urban
Edwards	KMUA14	Yes	2
Elk	KMUA14	Yes*	5
Ellis	No	Yes	3
Finney	No	Yes*	0
Ford	No	Yes	3
Franklin	KMUA14	Yes	1
Gearv	KMUA14	Yes	1
Gove	No	Yes*	0
Graham	KMUA14	Yes	1
Grant	KMUA14	Yes	1
Grav	KMUA14	Yes	0
Greeley	KMUA14	Yes	1
Greenwood	KMUA14	Yes	2
Hamilton	KMUA14	Yes	1
Harber	No	Yes*	3
Harvey	No	No	Urban
Haskell	KMUA14	Yes	2
Hodgeman	KMUA14	Yes	1
Jackson	KMUA12	Yes	3
Jefferson	KMUA14	Yes	0
Jewell	KMUA14	Yes	1
Johnson	No	No	Urban
Keamy	KMUA11	Yes	0
Kinman	KMUA14	Yes	2
Kiowa	KMUA14	Yes	2
Labette	No	Yes*	5
Lane	KMUA14	Yes	1
Leavenworth	KMUA14	Part	Urban
Lincoln	KMUA14	Yes	2

*Counties are RHC eligible as a result of a HPSA designation

DESIGNATIONS BY COUNTY: JANUARY 20'

County	K-MUA for Governor's Designation	RHC Eligible	Number RHC's
Linn	KMUA14	Yes	3
Logan	KMUA14	Yes*	1
Lyon	No	Yes	0
Marion	KMUA14	Yes	3
Marshall	KMUA12	Yes	4
McPherson	No	No	1
Meade	KMUA14	Yes	4
Miami	KMUA14	Yes	3
Mitchell	No	Yes*	0
Montgomery	No	Yes*	4
Morris	KMUA09	Yes	0
Morton	KMUA14	Yes	0
Nemaha	No	Yes	3
Neosho	No	Yes	4
Ness	KMUA14	Yes	3
Norton	KMUA11	Yes	1
Osage	KMUA14	Yes	0
Osborne	KMUA12	Yes	1
Ottawa	KMUA14	Yes	0
Pawnee	KMUA14	Yes	1
Phillips	KMUA14	Yes	2
Pottawatomie	No	No	3
Pratt	KMUA10	Yes	2
Rawlins	KMUA14	Yes	2
Reno	No	Yes*	3
Republic	KMUA14	Yes	0
Rice	KMUA14	Yes*	2
Riley	No	Yes*	0
Rooks	KMUA11	Yes	1
Rush	KMUA14	Yes	1
Russell	No	Yes	3
Saline	No	No	0
Scott	No	No	1
Sedgwick	No	No	Urban
Seward	No	Yes*	0
Shawnee	No	No	Urban
Sheridan	KMUA14	Yes	1
Sherman	KMUA11	Yes	1
Smith	KMUA14	Yes	3
Stafford	KMUA14	Yes	1
Stanton	KMUA09	Yes	1
Stevens	KMUA14	Yes	5
Sumner	No	No	1
Thomas	KMUA14	Yes	1
Trego	KMUA14	Yes	1
Wabaunsee	KMUA14	Yes	0
Wallace	KMUA14	Yes	1
Washington	KMUA14	Yes	1
Wichita	KMUA14	Yes	1
Wilson	No	Yes	2
Woodson	KMUA14	Yes	1
Wyandotte	No	No	Urban



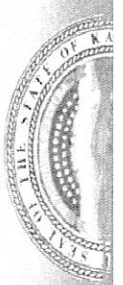
SUMMARY OF PHYSICIAN COUNTS AND FTES BY COUNTY FOR 2012

County	Total Physician Count (Duplicated)	Primary Care Physician Count (Unduplicated)	Primary Care FTE Totals	2011 Adjusted Population **	Adjusted Population To FTE Physician Ratio	Population Density Peer Group	Total Physician Count (Duplicated)	Primary Care Physician Count (Unduplicated)	Primary Care FTE Totals	2011 Adjusted Population **	Adjusted Population To FTE Physician Ratio	Population Density Peer Group
Linn	3	3	3.00	9,308	3,103	Rural	3	3	3.00	9,308	3,103	Rural
Loan	1	1	0.81	2,717	3,354	Frontier	1	1	0.81	2,717	3,354	Frontier
Logan	38	22	19.07	32,313	1,694	Denselv-Settled Rural	22	19	19.07	32,313	1,694	Denselv-Settled Rural
Marion	4	4	3.46	11,551	3,338	Frontier	4	4	3.46	11,551	3,338	Frontier
Marshall	17	6	5.19	9,791	1,887	Denselv-Settled Rural	6	6	5.19	9,791	1,887	Denselv-Settled Rural
McPherson	25	17	16.30	27,895	1,711	Denselv-Settled Rural	17	17	16.30	27,895	1,711	Denselv-Settled Rural
Meade	2	2	1.77	4,278	2,417	Frontier	2	2	1.77	4,278	2,417	Frontier
Miami	32	12	9.85	31,997	3,248	Semi-Urban	12	12	9.85	31,997	3,248	Semi-Urban
Mitchell	7	6	4.86	5,926	1,219	Rural	6	6	4.86	5,926	1,219	Rural
Montgomery	48	22	18.10	33,269	1,838	Semi-Urban	22	22	18.10	33,269	1,838	Semi-Urban
Morris	5	2	3.91	5,781	1,479	Rural	2	2	3.91	5,781	1,479	Rural
Morton	3	3	1.82	3,081	1,693	Frontier	3	3	1.82	3,081	1,693	Frontier
Nemaha	13	10	7.81	9,623	1,232	Rural	10	10	7.81	9,623	1,232	Rural
Neosho	19	11	10.51	15,763	1,500	Denselv-Settled Rural	11	11	10.51	15,763	1,500	Denselv-Settled Rural
Ness	3	2	2.03	2,994	1,475	Frontier	2	2	2.03	2,994	1,475	Frontier
Norton	5	5	2.91	4,758	1,635	Rural	5	5	2.91	4,758	1,635	Rural
Osage	4	4	3.85	15,924	4,136	Denselv-Settled Rural	4	4	3.85	15,924	4,136	Denselv-Settled Rural
Osborne	7	3	2.67	3,700	1,386	Frontier	3	3	2.67	3,700	1,386	Frontier
Ottawa	3	3	2.95	5,904	2,001	Rural	3	3	2.95	5,904	2,001	Rural
Pawnee	11	4	2.86	6,054	2,117	Rural	4	4	2.86	6,054	2,117	Rural
Phillips	9	2	1.76	5,405	3,071	Rural	2	2	1.76	5,405	3,071	Rural
Pottawatomie	19	14	12.23	21,955	1,795	Denselv-Settled Rural	14	14	12.23	21,955	1,795	Denselv-Settled Rural
Pratt	12	8	5.40	9,345	1,731	Rural	8	8	5.40	9,345	1,731	Rural
Rawlins	2	2	0.90	2,509	2,728	Frontier	2	2	0.90	2,509	2,728	Frontier
Reno	72	44	35.56	61,469	1,729	Semi-Urban	44	44	35.56	61,469	1,729	Semi-Urban
Republic	4	4	2.28	4,749	2,083	Rural	4	4	2.28	4,749	2,083	Rural
Rice	4	4	3.10	9,561	3,084	Rural	4	4	3.10	9,561	3,084	Rural
Riley	114	42	36.76	65,704	1,787	Semi-Urban	42	42	36.76	65,704	1,787	Semi-Urban
Rooks	5	5	3.56	5,052	1,419	Frontier	5	5	3.56	5,052	1,419	Frontier
Rush	0	0	0.00	3,138	0	Frontier	0	0	0.00	3,138	0	Frontier
Russell	5	4	3.95	6,807	1,723	Rural	4	4	3.95	6,807	1,723	Rural
Saline	129	64	45.16	54,695	1,221	Semi-Urban	64	64	45.16	54,695	1,221	Semi-Urban
Scott	5	4	3.96	4,837	1,221	Rural	4	4	3.96	4,837	1,221	Rural
Sedwick	902	390	286.65	498,125	1,738	Urban	390	390	286.65	498,125	1,738	Urban
Seward	27	15	13.00	23,012	1,770	Denselv-Settled Rural	15	15	13.00	23,012	1,770	Denselv-Settled Rural
Shawnee	424	136	96.98	174,974	1,804	Urban	136	136	96.98	174,974	1,804	Urban
Sheridan	0	0	0.00	2,498	0	Frontier	0	0	0.00	2,498	0	Frontier
Sherman	14	5	4.15	5,954	1,435	Frontier	5	5	4.15	5,954	1,435	Frontier
Smith	9	4	2.55	3,671	1,440	Frontier	4	4	2.55	3,671	1,440	Frontier
Stafford	1	1	0.93	4,286	4,609	Frontier	1	1	0.93	4,286	4,609	Frontier
Stanton	3	2	1.90	2,122	1,117	Frontier	2	2	1.90	2,122	1,117	Frontier
Stevens	3	3	2.90	5,656	1,950	Rural	3	3	2.90	5,656	1,950	Rural
Summer	15	12	11.19	23,276	2,080	Denselv-Settled Rural	12	12	11.19	23,276	2,080	Denselv-Settled Rural
Thomas	12	3	3.19	7,598	2,382	Rural	3	3	3.19	7,598	2,382	Rural
Trego	5	1	2.01	2,887	1,436	Frontier	1	1	2.01	2,887	1,436	Frontier
Wabaunsee	2	2	1.06	6,938	6,545	Rural	2	2	1.06	6,938	6,545	Rural
Wallace	3	0	0.55	1,499	2,725	Frontier	0	0	0.55	1,499	2,725	Frontier
Washington	5	4	3.00	5,608	1,869	Rural	4	4	3.00	5,608	1,869	Rural
Wichita	3	3	2.20	2,233	1,015	Frontier	3	3	2.20	2,233	1,015	Frontier
Wilson	11	8	6.34	8,916	1,406	Rural	8	8	6.34	8,916	1,406	Rural
Woodson	2	2	1.06	3,173	2,993	Rural	2	2	1.06	3,173	2,993	Rural
Wyandotte	611	178	104.15	157,808	1,515	Urban	178	178	104.15	157,808	1,515	Urban
Statewide	5,260	2,035	1605.12	2,806,519	1,748	---	2,035	2,035	1605.12	2,806,519	1,748	---

County	Total Physician Count (Duplicated)	Primary Care Physician Count (Unduplicated)	Primary Care FTE Totals	2011 Adjusted Population **	Adjusted Population To FTE Physician Ratio	Population Density Peer Group	Total Physician Count (Duplicated)	Primary Care Physician Count (Unduplicated)	Primary Care FTE Totals	2011 Adjusted Population **	Adjusted Population To FTE Physician Ratio	Population Density Peer Group
Allen	16	7	6.88	12,976	1,871	Denselv-Settled Rural	7	7	6.88	12,976	1,871	Denselv-Settled Rural
Anderson	6	4	3.32	7,766	3,187	Rural	4	4	3.32	7,766	3,187	Rural
Atchison	25	9	6.87	15,668	2,013	Denselv-Settled Rural	9	9	6.87	15,668	2,013	Denselv-Settled Rural
Barber	4	2	2.25	4,823	2,265	Frontier	2	2	2.25	4,823	2,265	Frontier
Barton	41	19	18.85	27,081	1,227	Denselv-Settled Rural	19	19	18.85	27,081	1,227	Denselv-Settled Rural
Bourbon	17	9	7.46	14,565	2,008	Denselv-Settled Rural	9	9	7.46	14,565	2,008	Denselv-Settled Rural
Brown	16	7	5.62	9,690	1,508	Rural	7	7	5.62	9,690	1,508	Rural
Butler	62	33	31.05	63,966	2,214	Semi-Urban	33	33	31.05	63,966	2,214	Semi-Urban
Chase	2	1	0.23	2,615	33,400	Frontier	1	1	0.23	2,615	33,400	Frontier
Chautauque	1	1	0.98	3,443	3,505	Frontier	1	1	0.98	3,443	3,505	Frontier
Cherokee	15	6	3.61	20,862	6,001	Denselv-Settled Rural	6	6	3.61	20,862	6,001	Denselv-Settled Rural
Cheyenne	5	2	2.00	2,630	1,335	Frontier	2	2	2.00	2,630	1,335	Frontier
Clark	5	5	3.34	2,136	845	Frontier	5	5	3.34	2,136	845	Frontier
Clay	12	7	6.81	8,384	1,171	Rural	7	7	6.81	8,384	1,171	Rural
Cloud	14	5	4.06	8,662	2,333	Rural	5	5	4.06	8,662	2,333	Rural
Coffey	10	6	4.98	8,316	1,528	Rural	6	6	4.98	8,316	1,528	Rural
Comanche	1	1	0.80	1,855	1,102	Frontier	1	1	0.80	1,855	1,102	Frontier
Cowley	33	21	19.02	34,537	1,767	Denselv-Settled Rural	21	21	19.02	34,537	1,767	Denselv-Settled Rural
Crawford	75	32	22.80	37,356	1,666	Semi-Urban	32	32	22.80	37,356	1,666	Semi-Urban
Decatur	2	0	0	2,746	2,834	Frontier	0	0	0	2,746	2,834	Frontier
Dickinson	11	9	8.55	19,428	2,313	Denselv-Settled Rural	9	9	8.55	19,428	2,313	Denselv-Settled Rural
Doniphan	2	1	1.63	7,229	2,026	Denselv-Settled Rural	1	1	1.63	7,229	2,026	Denselv-Settled Rural
Douglas	181	63	52.74	104,130	2,037	Urban	63	63	52.74	104,130	2,037	Urban
Edwards	3	3	1.85	2,914	1,951	Frontier	3	3	1.85	2,914	1,951	Frontier
Elk	1	1	1.00	2,640	2,771	Frontier	1	1	1.00	2,640	2,771	Frontier
Ellis	95	22	20.01	27,646	1,418	Denselv-Settled Rural	22	22	20.01	27,646	1,418	Denselv-Settled Rural
Ellisworth	4	2	1.61	5,482	3,107	Rural	2	2	1.61	5,482	3,107	Rural
Finnex	56	23	19.21	36,656	2,342	Denselv-Settled Rural	23	23	19.21	36,656	2,342	Denselv-Settled Rural
Ford	49	25	21.84	34,010	1,552	Denselv-Settled Rural	25	25	21.84	34,010	1,552	Denselv-Settled Rural
Franklin	30	9	7.56	25,470	2,892	Semi-Urban	9	9	7.56	25,470	2,892	Semi-Urban
Gearly	44	13	11.44	37,266	2,702	Semi-Urban	13	13	11.44	37,266	2,702	Semi-Urban
Gove	6	6	5.50	2,679	880	Frontier	6	6	5.50	2,679	880	Frontier
Graham	2	2	1.42	2,516	1,667	Frontier	2	2	1.42	2,516	1,667	Frontier
Grant	8	5	3.55	7,842	2,628	Rural	5	5	3.55	7,842	2,628	Rural
Grav	1	0	0.93	5,908	6,632	Rural	0	0	0.93	5,908	6,632	Rural
Greeley	3	3	1.28	1,273	955	Frontier	3	3	1.28	1,273	955	Frontier
Greenwood	1	0	0.10	6,331	1,911	Frontier	0	0	0.10	6,331	1,911	Frontier
Hamilton	6	5	3.65	2,604	2,318	Frontier	5	5	3.65	2,604	2,318	Frontier
Harber	66	31	27.89	33,422	1,589	Rural	31	31	27.89	33,422	1,589	Rural
Harvey	3	2	2.10	5,711	1,180	Semi-Urban	2	2	2.10	5,711	1,180	Semi-Urban
Haskell	1	1	0.89	4,202	4,295	Rural	1	1	0.89	4,202	4,295	Rural
Hodgeman	10	8	6.07	13,236	2,603	Frontier	8	8	6.07	13,236	2,603	Frontier
Jackson	6	5	3.95	18,724	2,052	Denselv-Settled Rural	5	5	3.95	18,724	2,052	Denselv-Settled Rural
Jefferson	2	2	0.03	2,999	3,980	Denselv-Settled Rural	2	2	0.03	2,999	3,980	Denselv-Settled Rural
Jewell	1448	448	372.76	555,533	102,300	Frontier	448	448	372.76	555,533	102,300	Frontier
Johnson	5	4	3.78	3,885	1,405	Urban	4	4	3.78	3,885	1,405	Urban
Kearny	4	3	2.13	7,615	1,033	Frontier	3	3	2.13	7,615	1,033	Frontier
Kinman	1	1	1.00	2,346	3,065	Rural	1	1	1.00	2,346	3,065	Rural
Kiowa	43	18	15.79	20,501	2,400	Frontier	18	18	15.79	20,501	2,400	Frontier
Labette	1	1	1.667	1,667	1,546	Denselv-Settled Rural	1	1	1.667	1,667	1,546	Denselv-Settled Rural
Lane	117	31	26.42	71,440	1,746	Frontier	31	31	26.42	71,440	1,746	Frontier
Leavenworth	2	2	1.70	3,165	2,613	Urban	2	2	1.70	3,165	2,613	Urban</

SUMMARY OF DENTIST COUNTS AND FIES BY COUNTY FOR 2012

County	Total Dentist (Duplicated)	Total Dentist Count (Unduplicated)	2010			Population to FTE Dentist Ratio	Population Density Peer Group	Population to FTE Dentist Ratio	Population Density Peer Group
			Adjusted Population	Dentist FTE	Dentist Ratio				
Allen	7	7	12,976	6.46	2,009	Densely-Settled Rural	7,272	Rural	
Anderson	2	2	7,766	1.56	4,978	Rural	1,509	Frontier	
Atchison	7	5	15,668	5.82	2,692	Densely-Settled Rural	2,338	Densely-Settled	
Barber	0	0	4,823	0.00	0	Frontier	3,787	Rural	
Barton	10	10	27,081	7.94	3,411	Densely-Settled Rural	1,943	Rural	
Bourbon	5	5	14,565	3.00	4,855	Densely-Settled Rural	2,394	Densely-Settled	
Brown	3	3	9,690	1.98	4,894	Rural	4,456	Frontier	
Butler	19	19	63,966	16.34	3,915	Semi-Urban	4,705	Semi-Urban	
Chase	0	0	2,615	0.00	0	Frontier	2,469	Rural	
Chautauqua	3	3	3,443	0.90	3,826	Rural	2,288	Semi-Urban	
Cherokee	4	3	20,862	2.11	9,887	Frontier	5,066	Rural	
Cheyenne	2	2	2,630	0.98	2,684	Frontier	2,853	Frontier	
Clark	0	0	2,136	0.00	0	Frontier	1,465	Rural	
Clay	4	3	8,384	2.90	2,891	Rural	4,957	Densely-Settled	
Cloud	2	2	8,662	1.61	5,380	Rural	0	Frontier	
Coffey	5	5	8,316	3.04	2,736	Rural	2.63	Rural	
Comanche	1	1	1,855	0.24	7,729	Frontier	5,170	Densely-Settled	
Cowley	13	12	34,537	10.82	3,192	Densely-Settled Rural	5,362	Frontier	
Crawford	15	15	37,356	11.90	3,139	Semi-Urban	2,733	Rural	
Decatur	0	0	2,746	0.36	7,628	Frontier	3,012	Rural	
Dickinson	7	6	19,428	4.86	3,998	Densely-Settled Rural	3,237	Rural	
Doniphan	1	1	7,229	0.17	42,524	Densely-Settled Rural	5,902	Densely-Settled	
Douglas	49	48	104,130	43.09	2,417	Urban	3,034	Rural	
Edwards	1	1	2,914	0.81	3,598	Frontier	1,230	Frontier	
Elk	0	0	2,640	0.00	0	Frontier	3,289	Semi-Urban	
Ellis	14	14	27,646	14.20	1,947	Densely-Settled Rural	2,638	Rural	
Ellsworth	2	2	5,482	2.04	2,687	Rural	3,439	Rural	
Finney	13	13	36,656	12.52	2,928	Densely-Settled Rural	2,325	Semi-Urban	
Ford	10	10	34,010	9.39	3,622	Densely-Settled Rural	3,391	Frontier	
Franklin	7	7	25,470	5.53	4,606	Semi-Urban	4,483	Frontier	
Geary	11	11	37,266	10.15	3,672	Semi-Urban	4,052	Rural	
Gove	1	1	2,679	1.20	2,233	Frontier	25.08	2.181	
Graham	1	1	2,516	0.56	4,493	Frontier	3,313	Rural	
Grant	3	3	7,842	2.27	3,455	Rural	180.60	2,758	
Gray	0	0	5,908	0.00	0	Rural	7,059	Densely-Settled	
Greenlee	0	0	1,273	0.00	0	Frontier	2,951	Urban	
Greenwood	2	0	6,331	0.49	12,920	Frontier	3,674	Frontier	
Hamilton	1	1	2,604	0.72	3,617	Frontier	3,721	Frontier	
Harper	4	2	5,711	2.06	2,772	Rural	6,798	Frontier	
Harvey	13	11	33,422	9.80	3,410	Semi-Urban	9,524	Frontier	
Haskell	0	0	4,202	0.00	0	Rural	5,894	Frontier	
Hodgeman	0	0	1,936	0.00	0	Frontier	3,142	Rural	
Jackson	6	3	13,236	4.10	3,228	Densely-Settled Rural	4,013	Densely-Settled	
Jefferson	3	3	18,724	2.55	7,343	Densely-Settled Rural	2,087	Rural	
Jewell	1	0	2,999	0.60	4,998	Frontier	0	Frontier	
Johnson	347	344	555,533	296.72	1,872	Urban	0	Rural	
Kearny	1	1	3,885	0.96	4,047	Frontier	0	Frontier	
Kingman	2	2	7,615	1.34	5,683	Rural	8,763	Rural	
Kiowa	1	1	2,346	0.11	21,327	Frontier	2,326	Frontier	
Labette	6	6	20,501	4.69	4,371	Densely-Settled Rural	4,926	Rural	
Lane	0	0	1,667	0.00	0	Frontier	4,407	Rural	
Leavenworth	23	22	71,440	18.43	3,876	Urban	3,458	Urban	
Lincoln	1	1	3,114	0.81	3,844	Frontier	2,773	---	
Statewide	1,234	1,185	2,806,519	1,012.16	1,185				



2014 PRIMARY CARE

HEALTH PROFESSIONAL UNDERSERVED AREAS REPORT



Funding for this report was provided by the Health Resources and Services Administration (HRSA), Primary Care Office Cooperative Agreement (Catalog of Federal Domestic Assistance (CFDA) No. 93.130).